

ENR THE TOP 600

Overview p. 52 // Specialties Analysis p. 52 // Profitability p. 53 // New Contracts p. 53 // Market Analysis p. 53 // Volume p. 54
BrandSafway's Floating Platforms p. 54 // Top 50 Mechanical Firms p. 56 // Top 600 Dialogue pp. 57, 64
Top 50 Electrical Firms p. 58 // Top 20 Demolition and Wrecking Firms p. 60 // Top 20 Asbestos Abatement Firms p. 60
Top 20 Sheet-Metal Firms p. 60 // Top 20 Steel Firms p. 60 // Top 20 Glazing and Curtain Wall Firms p. 61
Top 20 Painting Firms p. 61 // Top 20 Fire Protection and Sprinklers Firms p. 62 // Top 20 Wall and Ceiling Firms p. 62
Top 20 Utility Firms p. 62 // Top 20 Excavation and Foundation Firms p. 65 // Top 20 Roofing Firms p. 65 // Menard Drives Deep p. 66
Top 20 Masonry Firms p. 66 // Top 20 Concrete Firms p. 66 // Massey's Raises Its Game p. 68
How To Read the Top 600 Tables p. 68 // The ENR Top 600 Specialty Contractors List p. 69 // Where To Find the Top 600 p. 83



NUMBER 73

PHOTO BY KEITH TALLEY, COURTESY OF MMC CONTRACTORS

COLOR COORDINATED
MMC Contractors is one mechanical trade partner working on the Arthur M. Blank Hospital project for Children's Healthcare of Atlanta.

Firms Face Familiar COVID Pains

With pandemic-related bottlenecks still a mainstay in markets, firms are working smarter to solve supply chain issues By Emell Adolphus and Jonathan Keller



While many AEC firms still hear the rumbles of COVID-19-related disruptions in the construction industry, Top 600 specialty contractors are on the front lines—navigating an increasingly volatile supply chain that is smooth for some firms while stalling others with sticker shock.

A full two years into the pandemic, Top 600 firms report that their challenges are largely the same, with nuanced differences depending on industry. Increasing costs, rising risks and scarce skilled hands to keep their operations moving at peak production are top of mind for most, but firms are learning to work smarter with the resources they have to manage expectations and complete projects on time. In this year's Top 600 list, the fruits of their labor show with a rebound in reported revenue.

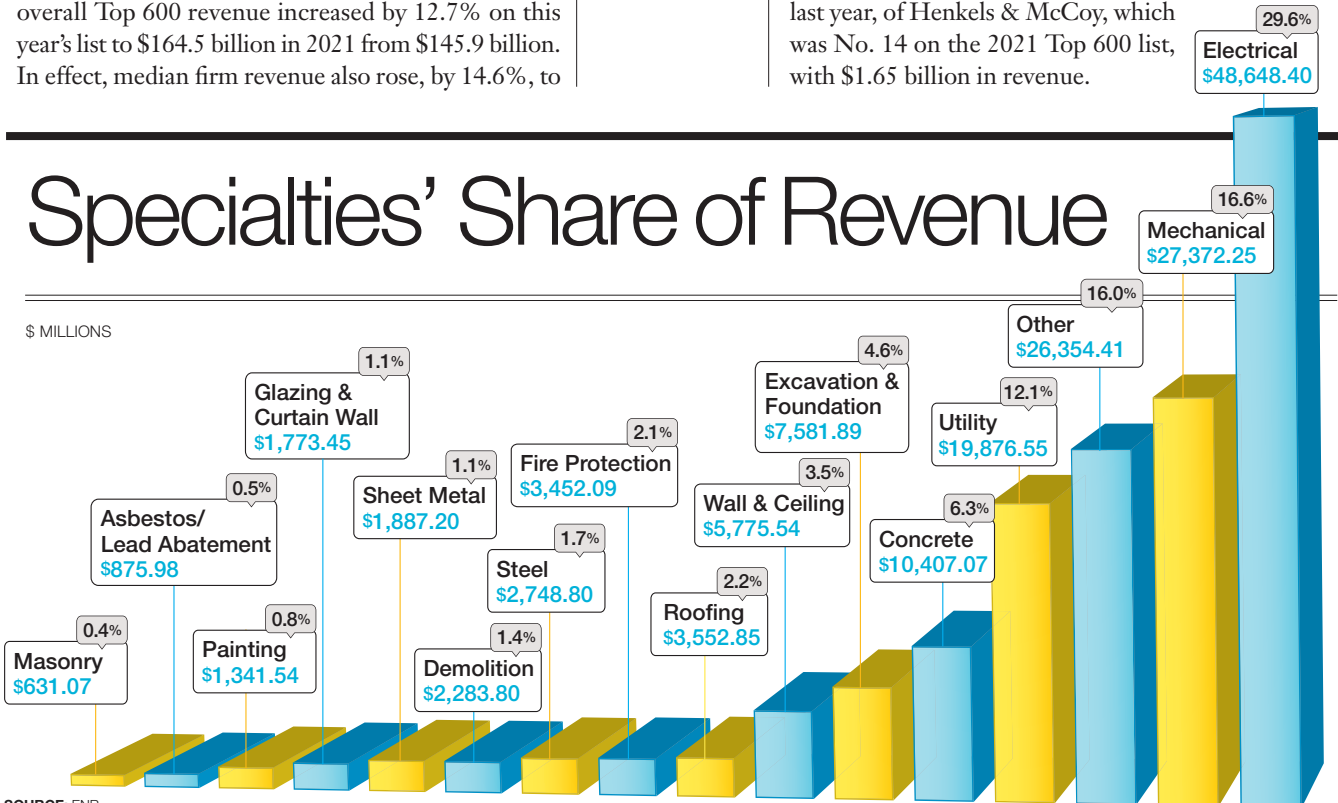
After a slump in 2020 (see bottom table on p. 54), overall Top 600 revenue increased by 12.7% on this year's list to \$164.5 billion in 2021 from \$145.9 billion. In effect, median firm revenue also rose, by 14.6%, to

\$96 million last year from \$83.74 million in 2020. Around 94.4% of reporting firms said they made a profit last year.

Of the 532 firms that filed both in 2020 and last year, 66.4% reported increased revenue. The percentage jumps to 82.3% when comparing companies ranked in this year's Top 100.

Collectively, the top 10 specialty contracting firms in 2022 added \$7.95 billion more in revenue than their 2020 filings. Ranked No. 3, MasTec reports revenue that includes its acquisition, completed last year, of Henkels & McCoy, which was No. 14 on the 2021 Top 600 list, with \$1.65 billion in revenue.

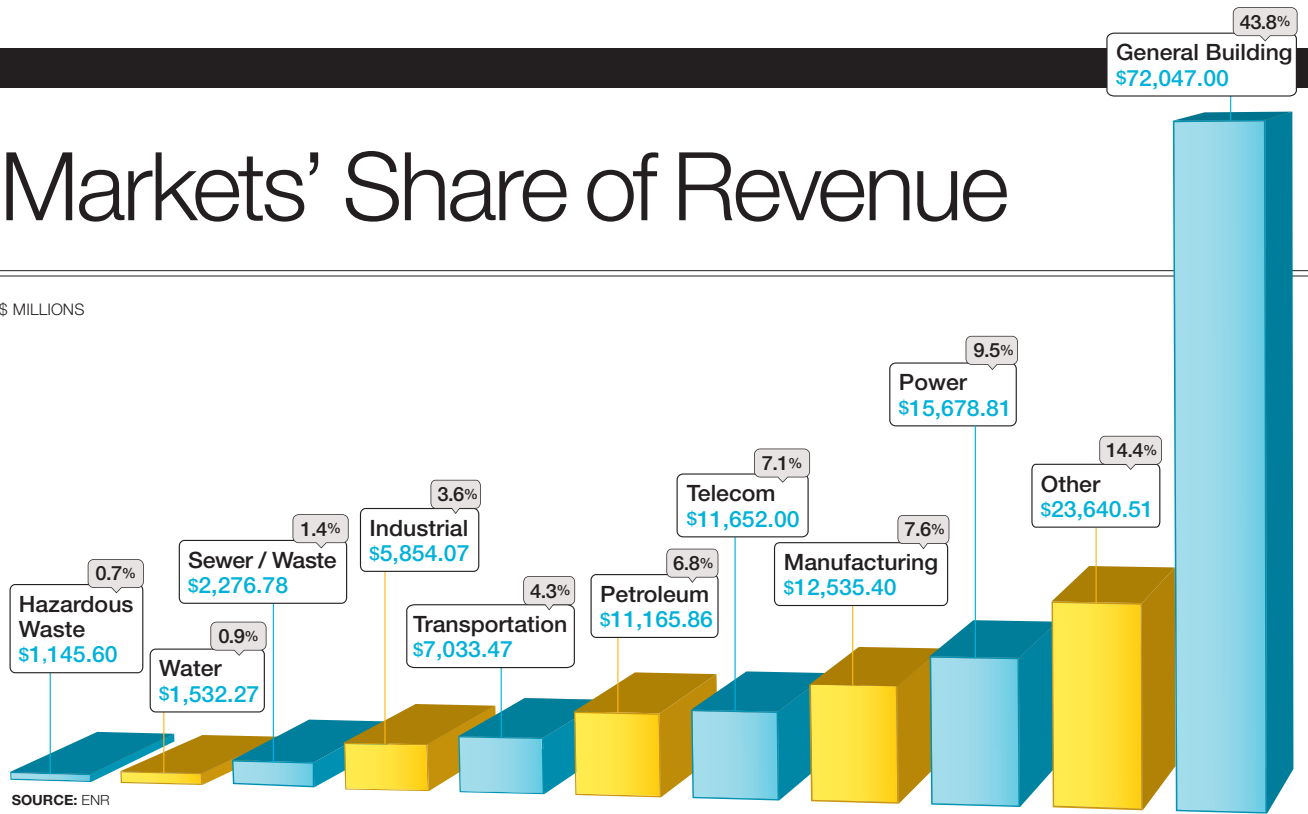
Specialties' Share of Revenue



SOURCE: ENR

Markets' Share of Revenue

\$ MILLIONS



SOURCE: ENR

Over the past 10 years, overall revenue for Top 600 firms has more than doubled, reflecting a busy and expanding construction sector that has been struggling to meet labor demand—even before the pandemic.

With the Infrastructure Investment and Jobs Act (IIJA) poised to bring an influx of federally funded projects into the industry, specialty contractors expect a continuing strain on industry resources such as labor and equipment, leading many firms to reconfigure their operations to take advantage of upcoming opportunities.

Infrastructure Impact

Although the IIJA's direct impact on specialty contractors broadly depends on the sector, "everyone in the construction industry will feel the indirect impact," says BMWC Constructors President and CEO Chris Buckman. "We all draw from the same suppliers and resource pool at some level," he explains. The firm is ranked No. 106.

For firms that handle no public sector projects, an influx of federally funded work in one market could mean less competition in other key markets.

Ruston Paving Co. is a commercial paving and site

532

Firms on the list that sent in a survey in 2021

66.4%

report that revenue rose between 2020 and 2021

31.8%

report that revenue fell between 2020 and 2021

work contractor, but not a heavy highway contractor. As IIJA funding for highway infrastructure ramps up, the firm expects heavy contractors to lessen their presence in commercial markets, says vice president Lang Butler. "This allows us to continue to service the commercial clients in our market areas," he says.

When infrastructure funds finally do reach public agencies, Top 600 firms expect the majority of funds to be tied up for several years at the design and engineering project levels before specialty contractors see an uptick in work. "With most federal works, the timeline is always a moving target and the workload could go up or be pushed back several years," says Ron Daniel, CEO of ARC Abatement.

Other firms are already seeing the early stages of preparation on projects that are earmarked for IIJA funding, such as the Denver International Airport. It is expected to receive one of the largest infusions of IIJA money at \$59.1 million, according to Jamie Hodges, executive vice president of Industrial Constructors/Managers Inc.

The firm's projects at the airport have been designed to enable future IIJA projects, explains Hodges. To prepare for the work, he says the company has been

The Top 600 Specialty Contractors' Profitability



SOURCE: ENR

Loss in profits
Gain in profits
(Measured in firms reporting)

The Top 600 Specialty Contractors' New Contracts



2021
2022
(Measured in \$ millions)

Bulk purchasing, in-depth specification reviews with a focus on acceptable alternates, and investment in prefabrication facilities to increase productivity have helped BMW Constructors offset some of the cost increases. “But certainly not all,” Buckman says. “This economy and the challenges we are facing have forced us to take another look at our operation and really challenge historic norms in the pursuit of productivity improvement.”

HB Global is combating material escalation and supply chain issues by engaging general contractors, property owners and developers with transparent conversations about the risks, says its president, Salvatore Baucio.

“The goal is to find ways in this new environment to partner with one another to mitigate the cost risks for both parties,” he says. “We are working together to release equipment as early as possible in the project process.” Additionally, Baucio says some of the firm’s divisions “have added warehouse space to secure materials earlier and lock in better pricing.”

JRC Mechanical is also seeing rising costs from equipment partners. “We are trying to limit our exposure to this by limiting the time our prices are valid, and, when awarded work, locking in the price,”



“A clear understanding on what to expect from suppliers on timelines is a very crucial part in making the project run smoothly.”

Ron Daniel, CEO, ARC Abatement

says President Samuel J. Sease. “Communication with our suppliers and customers is key.”

Breaking the Bottlenecks

For ARC Abatement, Daniel says “a clear understanding on what to expect from suppliers on timelines is a very crucial part in making the project run smoothly.”

At Western Allied, “Everything comes down to relationships, and the relationships need to extend both directions, both up and down the supply chain,” says President Mike Gallagher. “We’ve always done that, and have found that it helps a lot when a problem occurs.”

Giroux Glass is seeing its largest bottlenecks in

THE TOP 20 FIRMS IN GLAZING AND CURTAIN WALL

RANK 2022	RANK 2021	FIRM	(\$ MIL.) 2021 REV.	% CHANGE '20-'21
1	1	HARMON INC.	349.4	+18
2	3	W&W GLASS LLC	220.0	+10
3	4	CROWN CORR INC.	178.0	+5
4	6	ARCHITECTURAL GLASS & ALUMINUM	151.3	-3
5	5	FLYNN GROUP	136.1	-19
6	7	VENTANA	125.9	+2
7	8	MASSEY'S PLATE GLASS & ALUMINUM INC.	109.0	-5
8	9	PIONEER CLADDING & GLAZING SYSTEMS INC.	83.1	+4
9	10	GIROUX GLASS INC.	75.2	+20
10	11	EGAN CO.	60.2	+18
11	**	LAFAYETTE METAL & GLASS CO.	50.0	NA
12	14	AJAY GLASS CO.	44.4	+14
13	12	ARCHITECTURAL WALL SYSTEMS LLC	41.2	-18
14	**	KOVACH BUILDING ENCLOSURES	32.5	NA
15	17	M. G. MCGRATH INC.	31.5	+4
16	19	R & R WINDOW CONTRACTORS INC.	28.0	+41
17	15	NATIONAL ENCLOSURE CO.	23.2	-32
18	16	CRAWFORD-TRACEY CORP.	18.0	-41
19	18	H.J. MARTIN AND SON	14.4	-36
20	**	DANT CLAYTON	2.1	-23

NA=NOT AVAILABLE. **=NOT PREVIOUSLY RANKED.

THE TOP 20 FIRMS IN PAINTING

RANK 2022	RANK 2021	FIRM	(\$ MIL.) 2021 REV.	% CHANGE '20-'21
1	2	ASRC INDUSTRIAL	235.1	+41
2	4	CHERRY COATINGS	102.6	+42
3	3	CHAMPION PAINTING SPECIALTY SERVICES	102.1	-22
4	5	GRAYDAZE CONTRACTING INC.	98.3	+49
5	20	APEX IMAGING SERVICES	97.5	+369
6	10	HARTMAN WALSH INDUSTRIAL SERVICES	62.5	+52
7	9	HARRISON CONTRACTING CO.	57.1	+38
8	6	ASCHER BROTHERS CO. INC.	53.0	+3
9	8	THOMARIOS	47.8	+13
10	13	AVALOTIS CORP.	46.2	+37
11	**	VALDEZ PAINTING INC.	42.3	NA
12	7	THOMAS INDUSTRIAL COATINGS INC.	41.3	-13
13	11	JERRY THOMPSON & SONS	39.7	0
14	16	VIKING INDUSTRIAL PAINTING	37.1	+47
15	14	LONG PAINTING CO.	34.6	+23
16	**	SELECT PAINT & FINISHES LLC	34.1	+67
17	12	GEORGE E. MASKER INC.	34.1	-13
18	17	SWANSON & YOUNGDALE INC.	27.7	+18
19	**	NATIONAL COATINGS INC.	27.5	+69
20	**	TERRA MILLENNIUM CORP.	21.9	+22

NA=NOT AVAILABLE. **=NOT PREVIOUSLY RANKED.

The Top 600 Dialogue

How have your supplier relationships changed as you look to improve certainty and access to materials?

#345
on the
Top 600 List



NATALINE LOMEDICO, CEO AND PRESIDENT
GIROUX GLASS INC.
Los Angeles, Calif.

As a 76-year-old company, Giroux Glass is fortunate to have long and strong relationships with our key vendors. We also keep open and ongoing lines of communication so that we can work as a team to get materials as quickly as possible.

#471
on the
Top 600 List



SCOTT MULLINS, PRESIDENT
DEL MONTE ELECTRIC
Dublin, Calif.

We must be transparent with general contractors and owners about lead times, as often these supply chain issues are impacting the schedule and project milestones. Working closely as a team, we can find ways to expedite design and review processes.

How have your firm's challenges and goals changed from last year to this year?

#294
on the
Top 600 List



STERLING WOODS, VP-FIELD OPERATIONS
CANNON & WENDT ELECTRIC CO. INC.
Phoenix, Ariz.

The last year and a half has been different from anything seen before with the new COVID restrictions and public shutdowns. While the company has seen substantial growth, it has not come without its challenges.

#149
on the
Top 600 List



CHRISTOPHER MILLS, CEO AND PRESIDENT
ELECTRA USA
New York, N.Y.

Electra's goal for 2022 has been to reposition ourselves to take advantage of the drive to be more sustainable through electric power. We believe the next industrial revolution is coming, including the re-electrification of the construction industry—critical to Electra's future.

FOOTNOTES: 1 = REVENUE ENERGY; 2 = BUILDING AND INDUSTRIAL SERVICES AND MAINTENANCE; 3 = TELECOM & OTHER ALL PERCENTAGES INCLUDE HEAVY & MACHINERY; 4 = VARIOUS; 5 = INSULATION, SCAFFOLDING, COMMERCIAL CONSTRUCTION, OIL & GAS PIPELINE, STEEL FABRICATION, GARAGE DOOR INSTALLATION AND SERVICE; 6 = NOT REPORTED; 7 = TRAFFIC CONTROL, PIER OPTICS, JOINT TRENCH, HEAVY INDUSTRIAL, MILLING AND PAVING; 8 = NOT REPORTED; 9 = NOT REPORTED; 10 = INSULATION; 11 = INSULATION; 12 = NOT REPORTED; 13 = CONSTRUCTION PRODUCTS; 14 = INSULATION; 15 = INSULATION; 16 = INSULATION; 17 = INSULATION; 18 = INSULATION; 19 = STRUCTURAL STEEL FABRICATION; 20 = NOT REPORTED; 21 = NOT REPORTED; 22 = NOT REPORTED; 23 = NOT REPORTED; 24 = NOT REPORTED; 25 = NOT REPORTED; 26 = NOT REPORTED; 27 = COMMERCIAL FLOORING; 28 = NOT REPORTED; 29 = GOLF COURSE CONSTRUCTION, OIL AND GAS PETRO CONSTRUCTION AND STEEL FABRICATION; 30 = ENVIRONMENTAL RESPONSE; 31 = 5.4% INSULATION; 32 = 3.3% CIVIL SITE SERVICES; 33 = MARINE/PIPING; 34 = NOT REPORTED; 35 = NOT REPORTED; 36 = NOT REPORTED; 37 = NOT REPORTED; 38 = NOT REPORTED; 39 = NOT REPORTED; 40 = NOT REPORTED; 41 = NOT REPORTED; 42 = NOT REPORTED; 43 = NOT REPORTED; 44 = NOT REPORTED; 45 = NOT REPORTED; 46 = NOT REPORTED; 47 = NOT REPORTED; 48 = NOT REPORTED; 49 = NOT REPORTED; 50 = NOT REPORTED.

RANK 2022	RANK 2021	FIRM	FIRM TYPE	2021 REVENUE (\$ MIL)		MARKETS (% OF 2021 REVENUE)									
				TOTAL REVENUE	NEW CONTRACTS	GENERAL BUILDING	MANUFACTURING	POWER	WATER SUPPLY	SEWER / WASTE	INDUS. / PETROLEUM	TRANSPORTATION	HAZARDOUS WASTE	TELECOM	
1	1	QUANTA SERVICES, Houston, Texas ¹	E/U	12,980.2	NA	0	0	14	0	0	17	0	0	0	5
2	2	EMCOR GROUP INC., Norwalk, Conn. ²	M	9,903.6	10,908.3	56	13	1	0	3	11	4	0	12	
3	3	MASTEC INC., Coral Gables, Fla. ³	E/U	9,585.6	9,939.0	4	0	42	0	0	28	0	0	22	
4	4	BRANDSAFWAY, Kennesaw, Ga.	O	4,498.2	NA	0	0	0	0	0	0	0	0	0	
5	5	API GROUP INC., New Brighton, Minn. ⁵	F	3,940.0	4,195.0	45	9	12	2	1	14	5	0	8	
6	6	PRIMORIS, Dallas, Texas ⁶	U/O	3,497.6	4,723.8	0	0	40	0	0	0	0	0	0	
7	8	MYR GROUP INC., Henderson, Colo.	E	2,498.3	NA	49	0	0	0	0	0	0	0	0	
8	12	CENTURI GROUP INC., Phoenix, Ariz. ⁸	U	2,466.3	2,496.6	0	0	34	0	0	60	0	0	0	
9	7	ARTERA SERVICES, Atlanta, Ga. ⁹	U	2,447.4	1,998.4	0	0	16	0	0	0	0	0	0	
10	11	ROSENDIN ELECTRIC, San Jose, Calif.	E	2,400.0	3,000.0	35	0	0	0	0	0	5	0	0	
11	9	COMFORT SYSTEMS USA INC., Houston, Texas	M	2,385.3	3,185.7	56	44	0	0	0	0	0	0	0	
12	10	MDU CONSTRUCTION SERVICES GROUP INC., Bismarck, N.D. ¹²	E/U	2,051.6	2,163.7	63	0	32	0	0	2	0	0	0	
13	16	KELLER NORTH AMERICA, Hanover, Md. ¹³	X	1,820.9	2,042.8	57	9	5	3	3	8	16	0	0	
14	13	PERFORMANCE CONTRACTING GROUP INC., Lenexa, Kan. ¹⁴	W/O	1,793.5	2,097.8	59	24	7	0	0	3	6	0	0	
15	17	BAKER CONSTRUCTION ENTERPRISES INC., Monroe, Ohio	C	1,650.0	2,400.0	63	8	0	0	5	10	5	0	9	
16	18	CUPERTINO ELECTRIC INC., San Jose, Calif.	E	1,625.0	NA	17	0	20	0	0	0	2	0	58	
17	20	IES HOLDINGS INC., Houston, Texas	E	1,536.5	NA	59	10	0	0	0	0	0	0	31	
18	15	ACCO ENGINEERED SYSTEMS, Pasadena, Calif.	M	1,511.0	1,368.0	100	0	0	0	0	0	0	0	0	
19	22	STEELFAB INC., Charlotte, N.C. ¹⁹	O	1,470.0	943.0	55	20	0	0	0	0	0	0	25	
20	25	LITHKO CONTRACTING, West Chester, Ohio	C	1,350.0	1,350.0	96	4	0	0	0	0	0	0	0	
21	**	EQUANS U.S. INC., Sterling Heights, Mich.	M/E	1,324.0	1,508.0	39	21	5	0	0	7	13	0	15	
22	19	M.C. DEAN, Tysons, Va.	E	1,310.0	NA	47	7	2	3	3	3	15	0	20	
23	23	ARCHKEY SOLUTIONS, St. Louis, Mo.	E	1,100.0	1,389.4	69	7	4	0	3	9	4	0	6	
24	24	SOUTHLAND INDUSTRIES, Garden Grove, Calif.	M	1,058.7	1,124.9	45	11	0	0	0	0	3	0	41	
25	**	TECTA AMERICA CORP., Rosemont, Ill.	R	950.0	950.0	100	0	0	0	0	0	0	0	0	
26	21	FLYNN GROUP, Kansas City, Mo.	R/SH	943.9	1.2	63	18	0	0	4	2	3	0	10	
27	27	CENTIMARK CORP., Canonsburg, Pa. ²⁷	R	889.8	1,000.5	100	0	0	0	0	0	0	0	0	
28	29	POWER DESIGN, St. Petersburg, Fla. ²⁸	E	875.0	882.7	100	0	0	0	0	0	0	0	0	
29	26	LEXICON INC., Little Rock, Ark. ²⁹	O	823.9	741.5	52	19	0	0	0	23	0	0	0	
30	32	NORTHSTAR GROUP SERVICES INC., New York, N.Y. ³⁰	D	776.4	902.2	57	0	36	0	0	8	0	0	0	
31	35	ASRC INDUSTRIAL, Tempe, Ariz. ³¹	P/O	773.4	3,956.0	5	5	5	10	5	35	15	15	5	
32	43	MMR, Baton Rouge, La.	E	768.0	704.0	0	10	0	0	0	70	0	0	20	
33	30	CEGO CONSTRUCTION GROUP, Kansas City, Mo. ³³	C/O	764.5	628.9	78	0	0	0	0	22	0	0	0	
34	28	HELIX ELECTRIC INC., San Diego, Calif.	E	755.5	850.0	60	10	10	0	5	5	10	0	0	
35	46	UNIVERSAL PLANT SERVICES INC., Deer Park, Texas ³⁵	O	732.7	932.9	0	0	5	0	0	78	0	0	5	
36	40	MCKINSTRY, Seattle, Wash.	M	720.0	720.0	70	10	0	0	0	10	5	0	5	
37	31	FAITH TECHNOLOGIES INC., Menasha, Wis.	E	717.7	745.6	20	44	2	0	0	1	2	0	31	
38	33	BERGELECTRIC CORP., Carlsbad, Calif.	E	705.1	101.4	100	0	0	0	0	0	0	0	0	
39	44	STRUCTURAL GROUP INC., Columbia, Md.	C	685.0	730.0	44	0	12	12	0	15	17	0	0	
40	**	TDINDUSTRIES, Dallas, Texas	M	667.2	456.4	95	5	0	0	0	0	0	0	0	
41	34	CACHE VALLEY ELECTRIC CO., Logan, Utah	E	662.3	755.2	30	20	15	0	3	0	7	0	25	
42	38	KEYSTONE CONCRETE, Houston, Texas ⁴²	C	654.0	400.0	70	20	0	0	10	0	0	0	0	
43	36	APOLLO MECHANICAL CONTRACTORS, Kennewick, Wash.	M	646.0	NA	40	25	0	0	0	25	0	0	0	
44	39	LARGO CONCRETE INC., Tustin, Calif.	C	643.3	675.0	100	0	0	0	0	0	0	0	0	
45	37	E-J ELECTRIC INSTALLATION CO., Long Island City, N.Y.	E	641.0	500.0	25	5	25	5	5	0	30	0	5	
46	60	SCHUFF STEEL CO., Phoenix, Ariz.	ST	637.0	NA	75	0	0	0	0	22	3	0	0	
47	45	ALDRIDGE ELECTRIC INC., Libertyville, Ill.	E	636.3	754.0	5	0	50	0	0	0	45	0	0	
48	49	INTREN LLC, Union, Ill.	U	626.5	184.1	0	0	100	0	0	0	0	0	0	
49	48	SUNTEC CONCRETE INC., Phoenix, Ariz.	C	588.0	753.4	30	40	0	0	0	0	10	0	20	
50	58	HUNT ELECTRIC CORP., Bloomington, Minn.	E	587.3	421.5	20	20	0	0	0	20	0	0	40	

RANK 2022	RANK 2021	FIRM	FIRM TYPE	2021 REVENUE (\$ MIL)		MARKETS (% OF 2021 REVENUE)										
				TOTAL REVENUE	NEW CONTRACTS	GENERAL BUILDING	MANUFACTURING	POWER	WATER SUPPLY	SEWER / WASTE	INDUS. / PETROLEUM	TRANSPORTATION	HAZARDOUS WASTE	TELECOM		
51	42	BRIGHTVIEW LANDSCAPE DEVELOPMENT INC., Blue Bell, Pa. ⁵¹	O	574.9	NA	100	0	0	0	0	0	0	0	0	0	0
52	50	MALCOLM DRILLING CO. INC., San Francisco, Calif.	X	573.7	818.8	68	2	0	4	0	0	21	0	0	0	0
53	61	TERRA MILLENNIUM CORP., Salt Lake City, Utah ⁵³	M/O	535.0	634.7	0	0	14	0	0	86	0	0	0	0	0
54	68	KENT COS. INC., Grand Rapids, Mich.	C	522.3	693.4	80	15	0	0	0	0	5	0	0	0	0
55	41	CLEAN EARTH, King of Prussia, Pa. ⁵⁵	O	519.7	519.7	0	0	0	0	1	0	0	96	0	0	0
56	51	THE BRANDT COS., Carrollton, Texas	M/E	519.0	443.0	70	30	0	0	0	0	0	0	0	0	0
57	84	COOPER STEEL, Shelbyville, Tenn. ⁵⁷	O	513.9	709.9	60	10	0	0	0	20	0	0	0	10	0
58	**	CONGRUEX, Boulder, Colo.	U	510.0	184.2	0	0	0	0	0	0	0	0	0	100	0
59	53	HARRIS, St. Paul, Minn.	M	504.3	658.7	46	18	2	0	0	7	0	0	0	8	0
60	54	NEW RIVER ELECTRICAL CORP., Cloverdale, Va.	U	494.2	551.1	4	0	97	0	0	0	0	0	0	0	0
61	66	MILLER ELECTRIC CO., Jacksonville, Fla.	E	494.0	315.0	60	11	2	0	0	3	1	0	23	0	0
62	71	HATZEL & BUEHLER INC., Wilmington, Del.	E	493.6	323.0	84	0	0	0	0	7	5	0	4	0	0
63	47	LIMBACH FACILITY SERVICES, Pittsburgh, Pa.	M	490.4	481.2	100	0	0	0	0	0	0	0	0	0	0
64	70	THE NEWTRON GROUP, Baton Rouge, La.	E	486.0	210.0	0	15	15	0	0	60	0	0	10	0	0
65	52	PACIFIC STEEL GROUP, San Diego, Calif.	ST	479.9	NA	70	0	0	5	5	0	20	0	0	0	0
66	56	FIVE STAR ELECTRIC CORP., Ozone Park, N.Y.	E	477.1	237.2	1	0	0	0	0	0	100	0	0	0	0
67	59	HARDER MECHANICAL CONTRACTORS INC., Portland, Ore.	M	470.0	540.0	10	45	5	0	0	30	5	0	5	0	0
68	79	U.S. ENGINEERING CO. HOLDINGS, Kansas City, Mo.	M	469.4	249.0	75	5	0	0	0	0	0	0	20	0	0
69	95	THE STATE GROUP INC., Franklin, Tenn.	E	461.1	484.9	9	35	8	0	2	41	3	0	2	0	0
70	82	MOTOR CITY ELECTRIC CO., Detroit, Mich.	E	454.5	386.7	0	0	0	0	0	0	0	0	0	0	0
71	69	WAYNE J. GRIFFIN ELECTRIC INC., Holliston, Mass.	E	453.9	470.2	75	6	0	0	6	0	1	0	12	0	0
72	67	PLATEAU EXCAVATION INC., Austell, Ga.	X	450.2	419.8	100	0	0	0	0	0	0	0	0	0	0
73	64	MMC CONTRACTORS INC., Kansas City, Mo.	M	444.7	705.6	30	5	0	5	5	15	0	0	0	0	0
74	102	CONCRETE STRATEGIES, St. Louis, Mo.	C	443.0	NA	20	30	0	0	0	40	10	0	0	0	0
75	55	MACDONALD-MILLER FACILITY SOLUTIONS, Seattle, Wash.	M	436.0	385.0	90	10	0	0	0	0	0	0	0	0	0
76	63	BARNHART CRANE AND RIGGING, Memphis, Tenn. ⁷⁶	O	430.0	450.0	10	10	30	0	0	45	5	0	0	0	0
77	74	MCKENNEY'S INC., Atlanta, Ga.	M	428.3	414.6	100	0	0	0	0	0	0	0	0	0	0
78	78	DANELLA COS. INC., Plymouth Meeting, Pa.	U	420.0	420.0	0	0	40	0	0	0	0	0	40	0	0
79	92	MURPHY CO., St. Louis, Mo.	M	408.3	386.4	65	23	0	0	0	7	5	0	0	0	0
80	72	PAN-PACIFIC MECHANICAL LLC, Fountain Valley, Calif.	M	405.3	511.0	89	0	0	0	0	0	11	0	0	0	0
81	62	ISEC INC., Greenwood Village, Colo. ⁸¹	O	404.2	541.6	73	2	0	0	0	0	25	0	0	0	0
82	87	ROGERS, Alpharetta, Ga.	E	403.0	528.0	70	0	0	0	0	0	0	0	0	0	0
83	83	GAYLOR ELECTRIC INC., Indianapolis, Ind.	E	402.3	445.3	26	47	4	0	0	11	7	0	5	0	0
84	75	MURRAY CO., East Rancho Dominguez, Calif.	M	395.8	NA	60	30	0	0	10	0	0	0	0	0	0
85	123	KEELEY CONSTRUCTION, St. Louis, Mo. ⁸⁵	O	394.0	350.0	18	15	28	12	5	10	12	0	0	0	0
86	65	HELLAS CONSTRUCTION INC., Cedar Park, Texas ⁸⁶	O	389.1	365.0	100	0	0	0	0	0	0	0	0	0	0
87	80	HELM GROUP, Freeport, Ill.	M	389.0	427.3	72	0	5	3	0	20	0	0	0	0	0
88	81	J. F. AHERN CO., Fond du Lac, Wis.	M/F	388.3	352.9	40	40	1	3	8	8	0	0	0	0	0
89	104	HB GLOBAL LLC, Harrisburg, Penn.	M	367.7	296.8	90	6	0	0	0	4	0	0	0	0	0
90	144	JOHN E. GREEN CO., Highland Park, Mich.	M	360.8	360.8	35	40	10	0	5	5	0	5	0	0	0
91	97	HARMON INC., Bloomington, Minn.	G	349.4	325.4	100	0	0	0	0	0	0	0	0	0	0
92	73	O'CONNELL ELECTRIC CO. INC., Victor, N.Y.	E	348.0	300.0	20	5	5	0	2	5	3	0	5	0	0
93	179	ALTERMAN INC., San Antonio, Texas	E	347.3	376.1	15	15	5	0	40	10	0	0	5	0	0
94	110	WESTERN PARTITIONS INC., Wilsonville, Ore.	W	345.0	345.0	100	0	0	0	0	0	0	0	0	0	0
95	111	CLEVELAND ELECTRIC CO., Atlanta, Ga.	E	339.3	NA	35	5	10	10	0	10	20	0	10	0	0
96	89	TAS CONCRETE CONSTRUCTION LLC, Houston, Texas	C	337.5	337.5	100	0	0	0	0	0	0	0	0	0	0
97	101	RK INDUSTRIES LLC, Denver, Colo. ⁹⁷	M	335.0	501.0	38	16	0	0	0	0	28	0	12	0	0
98	98	HILL MECHANICAL CORP., Franklin Park, Ill.	M/SH	323.3	NA	100	0	0	0	0	0	0	0	0	0	0
99	126	S&F CONCRETE CONTRACTORS CORP., Hudson, Mass.	C	319.5	267.3	84	13	1	1	0	0	1	0	1	0	1
100	85	WDF INC., Mount Vernon, N.Y.	M	314.2	200.1	67	0	0	15	0	0	19	0	0	0	0

FOOTNOTES: 51 = LANDSCAPING; 53 = REFRACTORY; 55 = SOIL TREATMENT AND RECYCLING; 57 = STRUCTURAL STEEL FABRICATION; 76 = LIFTING AND TRANSPORTATION; 81 = INTERIOR FURNITURE & FIXTURES; 85 = ASPHALT PAVING; 86 = GENERAL CONTRACTOR; 88 = SPORTS CONSTRUCTION; 97 = MISSION CRITICAL SERVICE WATER AND ENERGY.

#191

IVEY MECHANICAL was purchased
in December by Comfort Systems
USA, ranked at No. 11 on the current
Top 600 list.

RANK 2022	RANK 2021	FIRM	FIRM TYPE	2021 REVENUE (\$ MIL)		MARKETS (% OF 2021 REVENUE)									
				TOTAL REVENUE	NEW CONTRACTS	GENERAL BUILDING	MANUFACTURING	POWER	WATER SUPPLY	SEWER / WASTE	INDUS. / PETROLEUM	TRANSPORTATION	HAZARDOUS WASTE	TELECOM	
101	163	FESSLER & BOWMAN INC., Flushing, Mich.	C	313.8	389.0	25	30	0	3	3	30	10	0	0	
102	109	WACHTER INC., Lenexa, Kan. ¹⁰²	E	305.2	388.3	2	1	0	0	0	12	0	0	74	
103	88	SME INDUSTRIES INC., West Jordan, Utah ¹⁰³	ST/O	303.4	210.0	85	0	0	0	0	0	15	0	0	
104	106	P1 GROUP INC., Lenexa, Kan.	M/E	297.0	150.0	49	16	0	0	2	16	0	0	17	
105	**	BAKER ELECTRIC INC., Escondido, Calif.	E	294.6	282.5	57	0	23	1	2	2	7	0	8	
106	**	BMWC CONSTRUCTORS INC., Indianapolis, Ind.	M	291.0	NA	0	60	10	0	0	30	0	0	0	
107	130	INDEPENDENCE EXCAVATING INC., Independence, Ohio	X/D	286.6	316.3	17	5	0	5	10	10	45	3	5	
108	119	DRILL TECH DRILLING & SHORING INC., Antioch, Calif.	X	285.9	337.7	25	0	5	10	10	0	40	0	0	
109	103	FISK ELECTRIC CO., Houston, Texas	E	284.2	180.7	63	0	0	16	0	0	21	0	0	
110	120	PRECISION WALLS INC., Cary, N.C. ¹¹⁰	W	281.1	220.6	96	4	0	0	0	0	0	0	0	
111	136	CVC HOLDING CORP., Sacramento, Calif.	C	277.3	258.0	100	0	0	0	0	0	0	0	0	
112	118	NATIONS ROOF, Mobile, Ala.	R	275.0	275.0	60	30	0	0	0	10	0	0	0	
113	114	EGAN CO., Champlin, Minn. ¹¹³	E	273.6	209.6	65	16	0	2	0	0	17	0	0	
114	100	CROWN CORR INC., Gary, Ind.	SH/G	269.0	289.0	73	3	0	0	0	0	14	0	10	
115	91	THE RAYMOND GROUP, Orange, Calif.	W	268.1	216.3	100	0	0	0	0	0	0	0	0	
116	116	BRANDENBURG INDUSTRIAL SERVICE CO., Elmhurst, Ill.	D	265.2	NA	5	10	15	0	0	50	10	10	0	
117	121	HERMANSON CO., Kent, Wash.	M	265.2	277.8	83	6	0	0	0	0	11	0	0	
118	112	ISC CONSTRUCTORS LLC, Baton Rouge, La.	E	265.0	NA	0	0	0	0	0	100	0	0	0	
119	**	INGLETT & STUBBS LLC, Mableton, Ga.	E	261.7	314.0	97	0	0	0	0	0	0	0	3	
120	105	J. DERENZO CO., Brockton, Mass.	X	261.0	198.0	100	0	0	0	0	0	0	0	0	
121	151	TRI-CITY ELECTRIC CO. OF IOWA, Davenport, Iowa	E	259.8	199.2	62	27	1	0	1	0	2	0	7	
122	77	WALKER ENGINEERING INC., Irving, Texas	E	254.0	324.0	50	15	0	0	0	0	0	0	35	
123	115	BAKER ROOFING CO., Raleigh, N.C.	R	249.7	249.7	100	0	0	0	0	0	0	0	0	
124	139	CEC FACILITIES GROUP, Irving, Texas ¹²⁴	E	248.0	298.0	10	50	10	0	0	15	0	0	15	
125	158	BAKER GROUP, Ankeny, Iowa ¹²⁵	M/SH	243.8	330.9	55	5	0	0	5	20	0	0	15	
126	133	ENCORE ELECTRIC INC., Lakewood, Colo.	E	240.0	240.0	78	0	0	0	0	0	0	0	22	
127	135	VEIT & CO. INC., Rogers, Minn. ¹²⁷	X	237.8	204.8	37	5	8	6	3	3	15	0	0	
128	155	WEST VALLEY CONSTRUCTION CO. INC., Campbell, Calif.	U	236.0	236.0	0	0	19	62	0	0	0	0	19	
129	**	ACOUSTI ENGINEERING CO. OF FLORIDA, Orlando, Fla.	W	235.7	230.3	70	0	0	0	0	0	30	0	0	
130	**	ROGERS BUILDING SOLUTIONS, Douglasville, Ga.	M	235.4	249.4	90	10	0	0	0	0	0	0	0	
131	125	INTERSTATES, Sioux Center, Iowa	E	233.3	301.1	0	4	6	0	2	74	0	0	0	
132	137	KHS&S CONTRACTORS, Tampa, Fla.	W	232.9	NA	100	0	0	0	0	0	0	0	0	
133	117	BOND CIVIL & UTILITY CONSTRUCTION INC., Medford, Mass. ¹³³	U	230.0	177.5	10	4	37	0	0	33	16	0	0	
134	108	WT BYLER CO. INC., Houston, Texas ¹³⁴	X/O	230.0	474.0	25	0	0	0	0	46	0	0	0	
135	129	MANAFORT BROTHERS INC., Plainville, Conn. ¹³⁵	X	228.4	184.0	43	0	3	0	0	2	41	9	0	
136	164	NEWKIRK ELECTRIC ASSOCIATES INC., Muskegon, Mich.	E	222.5	112.0	0	17	55	1	0	7	0	0	20	
137	159	E.M. DUGGAN INC., Canton, Mass.	M	222.0	184.0	100	0	0	0	0	0	0	0	0	
138	156	IREX CONTRACTING GROUP, Lancaster, Pa. ¹³⁸	O	221.4	216.2	38	10	20	0	1	26	1	0	0	
139	142	RYAN INC. CENTRAL, Janesville, Wis.	X	221.1	156.9	39	0	8	0	53	0	0	0	0	
140	143	PENHALL CO., Anaheim, Calif.	D	220.3	156.5	40	5	0	10	5	5	30	0	5	
141	153	W&W GLASS LLC, Nanuet, N.Y.	G	220.0	200.0	50	0	0	0	0	0	50	0	0	
142	162	COMMONWEALTH ELECTRIC CO. OF THE MIDWEST, Lincoln, Neb.	E	219.1	261.6	49	0	1	0	0	42	3	0	4	
143	127	NATIONAL CONSTRUCTION ENTERPRISES INC., Ypsilanti, Mich.	W	218.8	178.4	100	0	0	0	0	0	0	0	0	
144	178	D.H. GRIFFIN WRECKING CO. INC., Greensboro, N.C.	D	214.8	214.8	30	15	40	0	1	5	2	0	7	
145	141	SAUER HOLDINGS INC., Pittsburgh, Pa.	M	213.6	122.3	85	0	0	0	0	15	0	0	0	
146	161	CALIFORNIA DRYWALL, San Jose, Calif.	W	213.6	220.0	100	0	0	0	0	0	0	0	0	
147	168	PACIFIC RIM MECHANICAL CONTRACTORS INC., San Diego, Calif.	M	213.4	NA	100	0	0	0	0	0	0	0	0	
148	152	ERMCO INC., Indianapolis, Ind.	E	212.0	104.4	60	10	0	0	0	5	5	0	20	
149	94	ELECTRA USA INC., New York, N.Y.	M/E	211.0	240.0	54	0	6	0	1	0	34	0	5	
150	138	ALLISON SMITH CO., Smyrna, Ga.	E	209.3	209.0	100	0	0	0	0	0	0	0	0	

FOOTNOTES: 102 = NOT REPORTED; 103 = FABRICATION OF STEEL; 110 = COMMERCIAL CLADDING; 113 = BUILDING AUTOMATION; 124 = NOT REPORTED; 125 = AUTOMATION & SECURITY; 127 = INDUSTRIAL CLEANING, CIPP, DREDGING & DIVING; 133 = NOT REPORTED; 134 = RAILROAD CONSTRUCTION; 135 = MISC; 138 = INSULATION

RANK 2022	RANK 2021	FIRM	FIRM TYPE	2021 REVENUE (\$ MIL)		MARKETS (% OF 2021 REVENUE)									
				TOTAL REVENUE	NEW CONTRACTS	GENERAL BUILDING	MANUFACTURING	POWER	WATER SUPPLY	SEWER / WASTE	INDUS. / PETROLEUM	TRANSPORTATION	HAZARDOUS WASTE	TELECOM	
151	166	SARGENT ELECTRIC CO., Pittsburgh, Pa.	E	207.5	281.1	12	3	18	0	4	22	2	0	6	
152	237	VAN ERT ELECTRIC CO. INC., Wausau, Wis.	E	206.9	206.9	15	15	0	0	10	50	5	0	5	
153	113	MCCLURE CO., Harrisburg, Pa.	M	205.5	231.8	75	5	5	0	5	5	0	0	0	
154	150	JMEG LLC, Farmers Branch, Texas	E	205.1	132.7	52	45	0	0	0	0	3	0	0	
155	131	PETILLO INC., Flanders, N.J. ¹⁵⁵	U/O	203.3	271.9	100	0	0	0	0	0	0	0	0	
156	140	GUARANTEE ELECTRICAL CO., St. Louis, Mo.	E	203.0	NA	50	15	5	5	10	5	0	0	10	
157	145	CONDON-JOHNSON & ASSOCIATES INC., Oakland, Calif.	X	200.0	200.0	50	0	0	0	0	0	50	0	0	
158	211	ACE ELECTRIC INC., Valdosta, Ga.	E	200.0	156.1	50	40	0	0	0	0	5	0	5	
159	147	BEAVER EXCAVATING CO., Canton, Ohio	X	199.8	213.8	16	0	16	4	37	7	20	0	0	
160	122	NEVELL GROUP INC., Brea, Calif.	W	196.9	82.0	100	0	0	0	0	0	0	0	0	
161	275	PACIFIC STRUCTURES INC., San Francisco, Calif.	C	196.7	298.7	100	0	0	0	0	0	0	0	0	
162	**	CAPFORM INC., Carrollton, Texas	C	194.0	297.0	100	0	0	0	0	0	0	0	0	
163	160	AMTECK LLC, Lexington, Ky.	E	193.2	202.4	5	70	0	0	0	10	0	0	15	
164	**	TRI-CITY ELECTRICAL CONTRACTORS INC., Altamonte Springs, Fla.	E	193.0	192.3	90	0	0	0	0	0	0	0	0	
165	157	DECKER ELECTRIC CO. INC., San Francisco, Calif.	E	192.0	250.0	100	0	0	0	0	0	0	0	0	
166	230	MENARD GROUP USA, Carnegie, Pa.	X	190.1	218.4	85	1	1	0	1	3	10	0	0	
167	174	MARTIN CONCRETE CONSTRUCTION, Kennesaw, Ga.	C	190.0	272.6	100	0	0	0	0	0	0	0	0	
168	154	LAKE ERIE ELECTRIC COS., Westlake, Ohio	E	189.7	189.7	35	30	0	0	5	15	0	0	15	
169	173	ATLANTIC CONSTRUCTORS INC., Richmond, Va. ¹⁶⁹	M	189.1	156.0	70	20	0	0	0	10	0	0	0	
170	231	DALEY'S DRYWALL, Campbell, Calif.	W	185.6	108.2	100	0	0	0	0	0	0	0	0	
171	107	THE MORSE GROUP INC., Freeport, Ill.	E	184.4	295.7	25	0	45	0	15	15	0	0	0	
172	181	W.A. RASIC CONSTRUCTION CO. INC., Long Beach, Calif.	U	184.2	376.4	0	0	40	40	3	15	0	0	3	
173	182	PRISM ELECTRIC, Garland, Texas	E	184.0	139.3	88	5	0	0	1	0	0	0	7	
174	170	BAKER TRIANGLE, Mesquite, Texas	W	182.9	159.0	85	15	0	0	0	0	0	0	0	
175	201	MSS SOLUTIONS, Charlotte, N.C. ¹⁷⁵	M	181.5	174.5	75	10	0	0	0	15	0	0	0	
176	177	BROADWAY ELECTRIC INC., Elk Grove Village, Ill.	E	180.4	210.1	80	5	0	0	0	5	0	0	10	
177	167	ARCOSA STABILIZED & RECYCLING, Houston, Texas ¹⁷⁷	O	179.4	173.8	7	0	0	0	0	4	1	0	0	
178	165	TWEET/GAROT MECHANICAL INC., De Pere, Wis.	M/SH	179.3	161.1	40	40	20	0	0	0	0	0	0	
179	**	BLACK & MCDONALD, Kansas City, Mo.	E	179.0	195.0	0	5	95	0	0	0	0	0	0	
180	194	KIELY FAMILY OF COS., Tinton Falls, N.J.	U	175.9	663.1	0	0	0	9	0	5	0	0	0	
181	176	VAUGHN INDUSTRIES LLC, Carey, Ohio	E	175.0	172.0	45	30	3	0	0	0	0	0	15	
182	124	BERKEL, Bonner Springs, Kan.	X	175.0	NA	71	8	3	0	3	6	9	0	0	
183	225	COLLINS ELECTRICAL CO. INC., Stockton, Calif.	E	174.1	151.9	93	0	0	0	6	0	1	0	0	
184	235	RUTTURA & SONS CONSTRUCTION CO. INC., West Babylon, N.Y.	X	172.9	134.2	80	0	0	0	0	0	20	0	0	
185	188	AMPAM PARKS MECHANICAL INC., Carson, Calif.	M	170.0	185.0	100	0	0	0	0	0	0	0	0	
186	189	KILGORE INDUSTRIES, Houston, Texas	M	169.8	164.3	90	0	0	0	0	0	10	0	0	
187	222	ICON MECHANICAL, Granite City, Ill.	M	169.7	215.2	60	15	0	0	0	25	0	0	0	
188	204	W. L. FRENCH EXCAVATING CORP., North Billerica, Mass. ¹⁸⁸	X/O	169.0	254.0	75	0	0	0	25	0	0	0	0	
189	291	HODESS CLEANROOM CONSTRUCTION, North Attleboro, Mass. ¹⁸⁹	O	168.7	235.5	0	100	0	0	0	0	0	0	0	
190	193	NORTHLAND CONCRETE & MASONRY CO. LLC, Shakopee, Minn.	C/MA	167.0	205.0	70	15	0	0	0	15	0	0	0	
191	184	IVEY MECHANICAL CO., Kosciusko, Miss.	M	166.7	127.9	20	20	0	0	0	30	0	0	0	
192	200	B & I CONTRACTORS INC., Fort Myers, Fla. ¹⁹²	M	166.6	130.2	100	0	0	0	0	0	0	0	0	
193	224	KELSO-BURNETT, Rolling Meadows, Ill.	E	162.9	148.9	58	13	3	3	3	0	0	0	20	
194	239	EIS HOLDINGS LLC, Commerce City, Colo.	A	159.8	240.0	10	0	20	0	0	30	10	30	0	
195	226	R.T. MOORE CO. INC., Indianapolis, Ind.	M	156.9	180.0	100	0	0	0	0	0	0	0	0	
196	**	GREENWOOD INDUSTRIES INC., Worcester, Mass.	R	156.5	142.9	100	0	0	0	0	0	0	0	0	
197	217	CHARTER MECHANICAL, Portland, Ore.	M	156.0	189.4	15	70	0	0	0	15	0	0	0	
198	185	MTECH MECHANICAL, Westminster, Colo.	M/SH	154.8	125.5	95	5	0	0	0	0	0	0	0	
199	**	TC ELECTRIC LLC, Great Neck, N.Y.	E	154.6	191.8	0	0	0	0	0	0	93	0	8	
200	169	VALLEY ELECTRIC, Everett, Wash.	E	154.5	94.1	60	0	0	0	10	0	25	0	5	

FOOTNOTES: 155 = SITE WORK; 169 = PLANT-FACILITY SUPPORT; 175 = CONTROLS & SECURITY; 177 = RECYCLING & MATERIAL SALES; 188 = SOIL MANAGEMENT, WASTE DISPOSAL; 189 = PLUMBING; 192 =

#345

GIROUX GLASS furnished an integrated glass panel windscreen glazing system along the Metro Crenshaw/LAX Transit light rail route.

RANK 2022	RANK 2021	FIRM	FIRM TYPE	2021 REVENUE (\$ MIL)		MARKETS (% OF 2021 REVENUE)										
				TOTAL REVENUE	NEW CONTRACTS	GENERAL BUILDING	MANUFACTURING	POWER	WATER SUPPLY	SEWER / WASTE	INDUS. / PETROLEUM	TRANSPORTATION	HAZARDOUS WASTE	TELECOM		
201	262	BADSEN STEEL CORP. , Burleson, Texas	ST	154.1	149.5	100	0	0	0	0	0	0	0	0	0	0
202	**	SUMMIT INDUSTRIAL , Houston, Texas	M/X	153.8	185.0	0	45	10	0	0	45	0	0	0	0	0
203	212	SURE STEEL INC. , South Weber, Utah	ST	152.3	203.5	8	0	0	0	0	1	0	0	0	74	0
204	190	ARCHITECTURAL GLASS & ALUMINUM , Livermore, Calif.	G	151.3	179.0	90	0	0	0	0	0	10	0	0	0	0
205	263	APEX IMAGING SERVICES , Pomona, Calif.	P	150.0	150.0	100	0	0	0	0	0	0	0	0	0	0
206	180	ARDEN BUILDING CO. , Pawtucket, R.I. ²⁰⁶	M	149.0	154.5	100	0	0	0	0	0	0	0	0	0	0
207	**	CHARGE , Sacramento, Calif.	U	148.6	125.7	0	0	52	0	0	46	0	0	0	2	0
208	187	A.O. REED & CO. , San Diego, Calif.	M	148.6	239.6	100	0	0	0	0	0	0	0	0	0	0
209	183	H.J. MARTIN AND SON , Green Bay, Wis. ²⁰⁹	O	146.7	111.1	100	0	0	0	0	0	0	0	0	0	0
210	205	FRESH MEADOW MECHANICAL CORP , Fresh Meadows, N.Y. ²¹⁰	M	146.6	95.7	75	0	0	0	0	0	5	0	0	0	0
211	199	GREATER METROPLEX INTERIORS INC. , Southlake, Texas	W	146.2	160.6	100	0	0	0	0	0	0	0	0	0	0
212	186	POLK MECHANICAL CO. LLC , Grand Prairie, Texas	M	146.2	166.0	70	0	0	0	0	30	0	0	0	0	0
213	**	STRACK INC. , Fairburn, Ga. ²¹³	O	146.0	NA	75	5	0	10	10	0	0	0	0	0	0
214	241	ELLINGSON COS. , West Concord, Minn. ²¹⁴	U/O	145.8	151.2	8	0	5	4	2	21	0	0	0	2	0
215	273	WAYNE BROTHERS INC. , Davidson, N.C. ²¹⁵	C/X	145.3	145.3	40	40	6	0	0	0	0	0	0	14	0
216	215	SELECT DEMO SERVICES LLC , Salem, N.H.	D	145.1	100.5	30	5	5	0	10	5	20	25	0	0	0
217	**	PRIME CONTROLS , Lewisville, Texas ²¹⁷	O	144.9	157.0	0	20	10	35	0	5	0	0	0	30	0
218	214	WEIFIELD ELECTRICAL CONTRACTING , Centennial, Colo.	E	144.7	109.5	100	0	0	0	0	0	0	0	0	0	0
219	196	JRCRUZ CORP. , Aberdeen, N.J. ²¹⁹	U	143.5	112.3	0	0	10	0	70	0	10	0	0	0	0
220	**	MILLER SIERRA CONTRACTORS , Euless, Texas	C	143.4	154.3	100	0	0	0	0	0	0	0	0	0	0
221	192	WILSON ELECTRIC SERVICES CORP. , Tempe, Ariz.	E	141.5	150.3	90	0	0	0	0	0	0	0	0	10	0
222	**	WORTH AND CO. INC. , Pipersviller, Pa.	M/SH	141.4	128.1	77	8	0	0	0	9	0	0	0	0	0
223	172	DIVERSIFIED UTILITY SERVICES INC. , Bakersfield, Calif.	U	139.5	135.5	0	0	95	0	0	0	0	0	0	5	0
224	93	ATI RESTORATION LLC , Anaheim, Calif. ²²⁴	O	137.9	327.9	75	0	0	0	0	0	0	25	0	0	0
225	146	YTG LLC , Philadelphia, Miss. ²²⁵	E	135.0	231.0	48	22	2	0	0	26	2	0	0	0	0
226	258	LETSOS CO. , Houston, Texas	M	134.2	41.3	90	0	0	0	0	10	0	0	0	0	0
227	228	ADAMS ELECTRIC CO. , Greensboro, N.C.	E	134.1	121.7	83	8	0	0	0	9	0	0	0	0	0
228	**	RAILROAD CONSTRUCTION CO. INC. , Southampton, N.J. ²²⁸	C/X	133.9	110.1	0	0	28	0	30	10	25	0	0	0	0
229	206	F.L. CRANE & SONS INC. , Fulton, Miss. ²²⁹	W	133.2	149.9	86	11	0	0	1	0	3	0	0	0	0
230	244	P.A.L. ENVIRONMENTAL SAFETY CORP. , Long Island City, N.Y.	A	133.1	161.2	100	0	0	0	0	0	0	0	0	0	0
231	257	THE ALLOY GROUP (FORMLY PRISM SPECTRUM HOLDINGS) , Export, Pa. ²³¹	D/A	131.2	121.2	34	0	0	0	0	8	0	58	0	0	0
232	218	DONLEY'S , Cleveland, Ohio	C	130.9	83.9	99	0	0	1	0	0	0	0	0	0	0
233	306	HUMPHREY & ASSOCIATES INC. , Carrollton, Texas	M/E	130.1	NA	60	10	0	0	0	30	0	0	0	0	0
234	207	KALKREUTH ROOFING AND SHEET METAL , Wheeling, W.Va.	R	129.4	126.0	74	8	0	0	2	4	2	5	5	0	0
235	208	TILSON TECHNOLOGY MANAGEMENT INC. , Portland, Maine ²³⁵	O	128.9	321.4	0	0	0	0	0	0	0	0	0	100	0
236	**	MEI RIGGING & CRATING LLC , Albany, Ore. ²³⁶	O	128.9	130.0	10	40	0	0	0	10	0	0	0	40	0
237	213	ROMMEL CONSTRUCTION GROUP , Lititz, Pa.	M/E	128.5	131.6	80	0	0	0	0	0	20	0	0	0	0
238	202	SOUTHERN AIR INC. , Lynchburg, Va.	M	126.6	130.5	83	8	0	0	0	9	0	0	0	0	0
239	229	VENTANA , Chicago, Ill.	G	125.9	NA	100	0	0	0	0	0	0	0	0	0	0
240	272	ENTERPRISE PROPERTIES INC. , Omaha, Neb.	C	125.4	120.0	56	5	0	5	16	0	18	0	0	0	0
241	266	MCKAMISH INC. , Pittsburgh, Pa. ²⁴¹	M/SH	124.0	69.5	95	2	0	0	0	2	1	0	0	0	0
242	259	A-C ELECTRIC CO. , Bakersfield, Calif.	E	123.3	81.0	32	20	19	2	0	8	5	0	4	0	0
243	250	MARTELL SERVICES GROUP INC. , South Bend, Ind.	E	123.2	84.6	54	6	0	4	6	0	20	0	10	0	0
244	314	PRECISION CONCRETE CONSTRUCTION INC. , Alpharetta, Ga.	C	122.6	115.3	45	52	0	0	0	0	3	0	0	0	0
245	195	DUCCI ELECTRICAL CONTRACTORS INC. , Farmington, Conn.	E	122.5	79.2	50	0	0	0	0	0	50	0	0	0	0
246	277	ROYAL ELECTRIC CO. , Sacramento, Calif.	E	122.0	159.7	25	0	0	0	5	0	70	0	0	0	0
247	219	THE WILLIAMS GROUP , Merrifield, Va. ²⁴⁷	ST/O	121.0	100.1	63	0	0	0	0	0	13	0	0	0	0
248	247	GOYETTE MECHANICAL CO. , Flint, Mich.	M/SH	120.7	110.0	50	50	0	0	0	0	0	0	0	0	0
249	232	CORBINS ELECTRIC , Phoenix, Ariz.	E	120.4	67.6	11	64	0	0	0	0	2	0	23	0	0
250	286	NEW ENGLAND FINISH SYSTEMS , Salem, N.H. ²⁵⁰	W	119.5	88.1	100	0	0	0	0	0	0	0	0	0	0

FOOTNOTES: 206 = ENGR; 209 = ENGR; 210 = FLOORING; 211 = FLOORING; 212 = FLOORING; 213 = FLOORING; 214 = FLOORING; 215 = FLOORING; 216 = FLOORING; 217 = FLOORING; 218 = FLOORING; 219 = FLOORING; 220 = FLOORING; 221 = FLOORING; 222 = FLOORING; 223 = FLOORING; 224 = FLOORING; 225 = FLOORING; 226 = FLOORING; 227 = FLOORING; 228 = FLOORING; 229 = FLOORING; 230 = FLOORING; 231 = FLOORING; 232 = FLOORING; 233 = FLOORING; 234 = FLOORING; 235 = FLOORING; 236 = FLOORING; 237 = FLOORING; 238 = FLOORING; 239 = FLOORING; 240 = FLOORING; 241 = FLOORING; 242 = FLOORING; 243 = FLOORING; 244 = FLOORING; 245 = FLOORING; 246 = FLOORING; 247 = FLOORING; 248 = FLOORING; 249 = FLOORING; 250 = FLOORING.

RANK 2022	RANK 2021	FIRM	FIRM TYPE	2021 REVENUE (\$ MIL)		MARKETS (% OF 2021 REVENUE)									
				TOTAL REVENUE	NEW CONTRACTS	GENERAL BUILDING	MANUFACTURING	POWER	WATER SUPPLY	SEWER / WASTE	INDUS. / PETROLEUM	TRANSPORTATION	HAZARDOUS WASTE	TELECOM	
251	236	INDUSTRIAL POWER SYSTEMS INC., Rossford, Ohio	M	119.3	NA	0	45	18	0	0	37	0	0	0	
252	149	DELTA DIVERSIFIED ENTERPRISES INC., Tempe, Ariz.	E	119.2	197.7	30	30	0	0	0	0	0	0	40	
253	216	SPC MECHANICAL, Wilson, N.C. ²⁵³	M/O	119.0	169.0	95	5	0	0	0	0	0	0	0	
254	242	NEAD ELECTRIC, East Rutherford, N.J.	E	118.9	74.7	100	0	0	0	0	0	0	0	0	
255	221	NICHOLSON CONSTRUCTION CO., Canonsburg, Pa.	X	118.3	124.2	17	0	5	56	12	4	6	0	0	
256	**	FEYEN ZYLSTRA LLC, Grand Rapids, Mich.	E	117.4	78.9	38	40	0	0	2	12	0	0	8	
257	252	BEL-AIRE MECHANICAL, Phoenix, Ariz.	M	117.4	81.9	50	10	0	0	0	0	0	0	40	
258	132	CUMMINGS ELECTRICAL, Fort Worth, Texas	E	117.1	120.0	79	17	0	0	0	0	0	0	4	
259	**	HYPower, Fort Lauderdale, Fla.	E	116.0	128.0	40	0	10	0	0	0	25	0	25	
260	203	W.G. TOMKO INC., Finleyville, Pa.	M	115.6	178.4	90	0	1	2	2	3	0	0	0	
261	233	RICHARD GOETTLE INC., Cincinnati, Ohio	X	115.2	129.1	0	0	0	0	0	0	0	0	0	
262	287	GAINES & CO., Reisterstown, Md. ²⁶²	U	115.0	135.0	90	0	0	10	0	0	0	0	0	
263	223	MARATHON ELECTRICAL CONTRACTORS INC., Irondale, Ala.	E	114.6	165.1	77	6	0	0	0	0	0	0	17	
264	264	COMNET COMMUNICATIONS LLC, Bethel, Conn. ²⁶⁴	O	113.8	108.2	0	0	0	0	0	0	0	0	100	
265	**	PAUL JOHNSON DRYWALL, Phoenix, Ariz. ²⁶⁵	W	113.6	NA	100	0	0	0	0	0	0	0	0	
266	261	MIDWEST DRYWALL CO. INC., Wichita, Kan.	W	112.6	113.1	100	0	0	0	0	0	0	0	0	
267	**	ADVANCED GREEN TECHNOLOGIES, Fort Lauderdale, Fla. ²⁶⁷	R	112.1	NA	100	0	0	0	0	0	0	0	0	
268	260	AMERICAN DIRECT, Lenexa, Kan. ²⁶⁸	O	112.0	103.5	85	15	0	0	0	0	0	0	0	
269	284	WESTERN ALLIED MECHANICAL, Menlo Park, Calif.	M/SH	111.8	111.8	95	5	0	0	0	0	0	0	0	
270	397	THE SYSTEMS GROUP INC., El Dorado, Ark. ²⁷⁰	M/O	111.8	128.5	0	0	0	0	0	100	0	0	0	
271	280	THE TRI-M GROUP LLC, Kennett Square, Pa. ²⁷¹	E	110.8	103.6	45	30	5	0	0	5	2	0	5	
272	227	OWEN STEEL CO. INC., Columbia, S.C. ²⁷²	O	110.1	138.9	20	0	0	0	0	5	50	0	0	
273	246	MASSEY'S PLATE GLASS & ALUMINUM INC, Branford, Conn.	G	109.0	210.0	100	0	0	0	0	0	0	0	0	
274	270	FIGLIO & SONS INC., Denver, Colo. ²⁷⁴	X/O	108.5	108.5	70	20	0	10	0	0	0	0	0	
275	399	JDC DEMOLITION CO. INC., Boston, Mass.	D	107.7	85.2	80	10	10	0	0	0	0	0	0	
276	245	PDM CONSTRUCTORS INC., North Wales, Pa.	W	107.6	63.7	100	0	0	0	0	0	0	0	0	
277	269	STARK EXCAVATING INC., Bloomington, Ill. ²⁷⁷	U/C/X	107.2	110.2	9	4	0	3	6	0	78	0	0	
278	256	GREENBERRY INDUSTRIAL LLC, Vancouver, Wash. ²⁷⁸	M/O	107.0	137.0	0	15	8	0	0	65	3	9	0	
279	**	DELAWARE ELEVATOR INC., Salisbury, Md. ²⁷⁹	M	105.5	200.0	80	20	0	0	0	0	0	0	0	
280	271	M. G. MCGRATH INC., Maplewood, Minn.	SH/G	105.0	105.0	94	0	0	0	0	0	6	0	0	
281	307	SCHLOUCH INC., Blandon, Pa. ²⁸¹	X	104.9	130.5	47	1	0	7	21	0	23	0	0	
282	298	BUIST ELECTRIC INC., Byron Center, Mich.	E	104.7	58.0	60	10	0	0	0	10	0	0	10	
283	301	QUESTMARK A DIVISION OF CENTIMARK CORP., Canonsburg, Pa. ²⁸³	O	104.1	105.8	100	0	0	0	0	0	0	0	0	
284	249	RACHEL CONTRACTING, St. Michael, Minn.	X	103.3	124.6	67	0	19	0	0	12	2	0	0	
285	305	MUTH ELECTRIC INC., Mitchell, S.D.	E	103.2	135.2	33	18	16	1	7	11	8	0	6	
286	342	OLSSON INDUSTRIAL ELECTRIC, Springfield, Ore.	E	103.0	137.0	10	10	0	35	0	45	0	0	0	
287	309	CHERRY COATINGS, Carrollton, Texas	P	102.6	183.9	84	4	0	0	0	1	0	0	10	
288	255	POYNTER, Greenwood, Ind.	SH	102.2	101.8	75	15	0	0	5	5	0	0	0	
289	267	INTEX ELECTRICAL CONTRACTORS INC., Forney, Texas	E	102.1	72.8	100	0	0	0	0	0	0	0	0	
290	220	CHAMPION PAINTING SPECIALTY SERVICES, Fort Lauderdale, Fla.	P	102.1	86.8	0	5	25	0	0	20	50	0	0	
291	243	ELDECO INC., Greenville, S.C.	E	101.9	175.8	20	40	0	0	0	40	0	0	0	
292	334	WARD ELECTRIC CO. INC., Longmont, Colo.	E	101.2	101.2	5	0	0	0	0	3	0	0	5	
293	288	PITTSBURG TANK & TOWER GROUP INC., Henderson, Ky.	ST	99.7	105.1	21	5	14	7	0	20	4	10	19	
294	346	CANNON & WENDT ELECTRIC CO. INC., Phoenix, Ariz.	E	98.8	143.3	70	0	0	0	0	0	0	0	30	
295	353	GRAYDAZE CONTRACTING INC., Alpharetta, Ga.	P	98.3	109.3	95	5	0	0	0	0	0	0	0	
296	357	CB STRUCTURES, Pompano Beach, Fla. ²⁹⁶	C/O	98.0	116.0	100	0	0	0	0	0	0	0	0	
297	339	MCCARL'S LLC, Beaver Falls, Pa.	M	97.5	43.7	0	0	34	18	0	48	0	0	0	
298	359	SERETTA CONSTRUCTION INC., Apopka, Fla.	C	97.2	97.2	70	30	0	0	0	0	0	0	0	
299	282	UNIVERSAL BUILDERS SUPPLY, New Rochelle, N.Y. ²⁹⁹	O	97.0	90.0	100	0	0	0	0	0	0	0	0	
300	294	B. T. MANCINI CO. INC., Milpitas, Calif. ³⁰⁰	O	96.4	107.5	90	0	0	0	0	0	10	0	0	

FOOTNOTES: ²⁵³ = PLUMBING; ²⁶¹ = NOT REPORTED; ²⁶² = ROADS; ²⁶⁴ = LOW VOLTAGE ELECTRICAL; ²⁶⁵ = GYPSUM UNDERLAYMENTS AND WATERPROOFING; ²⁶⁷ = SOLAR; ²⁶⁸ = MECHANICAL AND ELECTRONIC DOORS, FRAMES, AND BUILDERS HARDWARE; ²⁷⁰ = PROCESS PIPING; ²⁷¹ = TELECOMMUNICATIONS; ²⁷² = STEEL FABRICATION AND SUBCONTRACTED STEEL ERECTION; ²⁷⁴ = NOT REPORTED; ²⁷⁷ = BRIDGE & CULVERT; ²⁷⁸ = FABRICATION; ²⁷⁹ = NOT REPORTED; ²⁸¹ = ASPHALT PAVING; ²⁸³ = COMMERCIAL FLOORING; ²⁸⁶ = WOOD FRAME; ²⁸⁹ = SCAFFOLDING; ³⁰⁰ = FLOORING, METAL DECKING, EXTERIOR WALL SYSTEMS.

#385

SIERRA PACIFIC WEST is the soil and grading contractor on the \$1.3-billion Gaylor Pacific Resort & Convention Center in Chula Vista, Calif.

RANK 2022	RANK 2021	FIRM	FIRM TYPE	2021 REVENUE (\$ MIL)		MARKETS (% OF 2021 REVENUE)									
				TOTAL REVENUE	NEW CONTRACTS	GENERAL BUILDING	MANUFACTURING	POWER	WATER SUPPLY	SEWER / WASTE	INDUS. / PETROLEUM	TRANSPORTATION	HAZARDOUS WASTE	TELECOM	
301	234	NASHVILLE MACHINE CO. INC., Nashville, Tenn. ³⁰¹	M	95.6	88.7	71	2	0	0	0	0	1	26	0	0
302	**	NEXTEGE, Alpharetta, Ga.	U	95.3	122.5	0	0	0	0	0	0	0	1	0	99
303	297	STONEBRIDGE INC., South Plainfield, N.J.	ST	95.0	27.4	55	0	0	0	0	0	45	0	0	0
304	350	BUESING CORP, Phoenix, Ariz.	C/X	94.5	110.0	40	50	0	0	5	0	5	0	0	0
305	265	HARDROCK CONCRETE PLACEMENT CO. INC., Phoenix, Ariz.	C	93.7	175.3	100	0	0	0	0	0	0	0	0	0
306	329	JOHNSON AND JORDAN INC., Scarborough, Maine	M	93.3	80.0	90	10	0	0	0	0	0	0	0	0
307	323	MID-CITY ELECTRIC/TECH., Westerville, Ohio	E	93.1	63.5	52	5	0	0	0	7	0	0	0	36
308	281	SUN VALLEY MASONRY INC., Phoenix, Ariz.	MA	93.0	93.0	100	0	0	0	0	0	0	0	0	0
309	328	TAYLOR ELECTRIC INC., Salt Lake City, Utah	E	92.9	75.4	82	0	0	0	0	0	17	0	0	1
310	278	C3M POWER SYSTEMS LLC, Capitol Heights, Md.	E	92.8	94.7	3	0	1	0	0	0	96	0	0	0
311	209	JB HENDERSON CONSTRUCTION CO. INC., Albuquerque, N.M.	M	92.3	57.1	40	60	0	0	0	0	0	0	0	0
312	210	FLY & FORM STRUCTURES INC., Atlanta, Ga.	C	91.4	58.6	100	0	0	0	0	0	0	0	0	0
313	321	W.A. CHESTER, Lanham, N.C.	U	91.0	106.8	0	0	100	0	0	0	0	0	0	0
314	251	AREA ENERGY & ELECTRIC INC., Sidney, Ohio	M/E	90.4	17.0	35	25	0	0	0	40	0	0	0	0
315	254	JACOBSON & CO. INC., Elizabeth, N.J.	W	90.0	64.7	100	0	0	0	0	0	0	0	0	0
316	**	TEC-CORP., Sioux City, Iowa	E	89.2	56.0	48	18	0	0	3	23	0	0	0	8
317	**	BEI CONSTRUCTION INC., Alameda, Calif. ³¹⁷	E	89.0	89.0	0	0	75	0	0	0	0	0	0	25
318	341	KIMMINS CONTRACTING CORP., Tampa, Fla.	U	88.5	180.0	0	0	5	25	55	0	15	0	0	0
319	335	BOUDREAU PIPELINE CORP., Corona, Calif.	U	87.1	97.4	100	0	0	0	0	0	0	0	0	0
320	303	JOSLIN CONSTRUCTION, Porter, Texas	U/C/X	86.4	115.7	100	0	0	0	0	0	0	0	0	0
321	279	J&E COS., Grand Prairie, Texas	MA/W	86.0	109.1	100	0	0	0	0	0	0	0	0	0
322	293	CASTLE CONTRACTING LLC, St. Louis, Mo.	U/X	85.8	83.0	59	2	34	0	3	1	0	0	0	1
323	240	OKLAHOMA ELECTRICAL SUPPLY CO. (OESCO), Oklahoma City, Okla. ³²³	E	85.0	56.8	71	0	15	0	0	1	0	0	0	10
324	316	BERMUDEZ LONGO DIAZ-MASSO LLC, Guaynabo, Puerto Rico ³²⁴	M/E/O	85.0	65.0	35	5	5	5	0	10	10	0	0	30
325	369	SOWLES CO., Shakopee, Minn.	ST	84.3	41.0	30	25	0	0	0	40	5	0	0	0
326	304	FLAGGER FORCE, Hummelstown, Pa. ³²⁶	O	84.0	84.0	0	0	45	0	0	0	20	0	0	35
327	289	PATRIOT ERECTORS LLC, Dripping Springs, Texas ³²⁷	ST/O	83.3	83.3	80	0	0	0	0	20	0	0	0	0
328	311	PIONEER CLADDING & GLAZING SYSTEMS INC., Mason, Ohio	G	83.1	93.0	100	0	0	0	0	0	0	0	0	0
329	315	BARNUM & CELILLO ELECTRIC INC., Sacramento, Calif.	E	83.0	83.0	50	10	0	0	0	10	0	0	0	0
330	405	PERSONS SERVICES CORP., Mobile, Ala. ³³⁰	O	83.0	89.9	70	0	0	10	0	20	0	0	0	0
331	**	J-TRACK LLC, Whitestone, N.Y.	X/ST	83.0	83.0	0	0	0	0	0	0	100	0	0	0
332	356	R. W. WARNER INC., Frederick, Md.	M	82.1	69.9	70	30	0	0	0	0	0	0	0	0
333	318	SCHREIBER CORP., Wixom, Mich.	R	81.0	80.0	5	75	5	0	0	15	0	0	0	0
334	302	BIERLEIN COS. INC., Midland, Mich.	D	80.6	58.0	15	0	60	0	0	15	0	10	0	0
335	434	ASSOCIATED CONSTRUCTION AND ENGINEERING INC., Temecula, Calif.	ST	80.2	90.5	0	0	5	75	0	18	0	2	0	0
336	**	MORRIS-SHEA BRIDGE CO. INC., Irondale, Ala.	X	80.0	80.0	30	0	0	0	0	70	0	0	0	0
337	**	THE BERG GROUP, Chaska, Minn.	W	79.3	100.0	100	0	0	0	0	0	0	0	0	0
338	361	DUNBAR MECHANICAL INC., Toledo, Ohio	M	78.5	50.5	23	44	1	0	0	32	0	0	0	0
339	319	SHAW ELECTRIC CO., Southfield, Mich.	E	77.2	68.0	50	0	0	0	20	0	10	0	0	20
340	338	EXPANSE ELECTRICAL CO., Houston, Texas	E	76.9	76.9	0	0	0	0	0	100	0	0	0	0
341	345	INTEGRATED FACILITY SERVICES INC., Fenton, Mo.	M	76.6	39.6	93	5	0	0	0	2	0	0	0	0
342	**	ROOFING SOLUTIONS LLC, Prairieville, La. ³⁴²	R	76.5	NA	100	0	0	0	0	0	0	0	0	0
343	292	OIL CAPITAL ELECTRIC, Broken Arrow, Okla.	E	76.3	80.0	40	10	0	0	30	20	0	0	0	0
344	**	JRC MECHANICAL, Chesapeake, Va.	M	75.6	87.7	100	0	0	0	0	0	0	0	0	0
345	363	GIROUX GLASS INC., Los Angeles, Calif.	G	75.2	60.2	90	0	0	0	0	0	10	0	0	0
346	296	JOHN A. PENNEY CO. INC., Cambridge, Mass.	E	75.1	68.0	100	0	0	0	0	0	0	0	0	0
347	380	CLEARY CONSTRUCTION INC., Tompkinsville, Ky.	U	75.1	69.6	0	0	0	7	57	0	3	0	0	8
348	388	WESTERN ALLIED CORP., Santa Fe Springs, Calif.	M	75.0	82.1	94	3	0	0	0	1	2	0	0	0
349	365	THE CIRCLE GROUP, Alpharetta, Ga.	W	74.4	65.6	100	0	0	0	0	0	0	0	0	0
350	340	TRUESDELL CORP., Tempe, Ariz. ³⁵⁰	O	74.0	90.6	10	0	0	0	0	0	90	0	0	0

FOOTNOTES: 301 = PRECISION MACHINING; 317 = TELECOM; 323 = TELEDATA AND TESTING; 324 = TELECOMMUNICATIONS; 326 = SHORT-TERM TRAFFIC CONTROL; 327 = STEEL FABRICATION; 330 = DISASTER RESPONSE & RECOVERY; 342 = WALL PANELS; 350 = SPECIALIZED ROAD & BRIDGE RESTORATION.

RANK 2022	RANK 2021	FIRM	FIRM TYPE	2021 REVENUE (\$ MIL)		MARKETS (% OF 2021 REVENUE)									
				TOTAL REVENUE	NEW CONTRACTS	GENERAL BUILDING	MANUFACTURING	POWER	WATER SUPPLY	SEWER / WASTE	INDUS. / PETROLEUM	TRANSPORTATION	HAZARDOUS WASTE	TELECOM	
351	322	LANDMARK CONSTRUCTION CO., North Charleston, S.C.	X	73.6	89.6	30	21	0	0	0	5	6	0	0	
352	377	1901 INC., Madison, Wis. ³⁵²	M	73.4	79.7	94	5	0	0	0	0	0	0	1	
353	347	ACTION ELECTRICAL & MECHANICAL CONTRACTORS, Atlanta, Ga. ³⁵³	E	73.2	63.2	10	70	0	0	0	20	0	0	0	
354	349	BAYSIDE INTERIORS INC., Fremont, Calif.	W	73.2	73.2	100	0	0	0	0	0	0	0	0	
355	324	HACI MECHANICAL CONTRACTORS INC., Phoenix, Ariz.	M	72.7	74.6	74	26	0	0	0	0	0	0	0	
356	331	TJ WIES CONTRACTING INC., Lake St. Louis, Mo.	W	72.7	89.7	93	0	0	0	0	7	0	0	0	
357	326	SDB CONTRACTING SERVICES, Tempe, Ariz. ³⁵⁷	W/O	72.6	79.9	52	45	3	0	0	0	0	0	0	
358	360	RUSTON PAVING CO. INC., Durham, N.C. ³⁵⁸	O	72.5	74.2	90	10	0	0	0	0	0	0	0	
359	308	HEMMA CONCRETE INC., Marietta, Ga.	C	72.4	94.3	100	0	0	0	0	0	0	0	0	
360	312	ALEX PARIS CONTRACTING CO., Atlasburg, Pa.	U	72.3	75.2	5	0	0	20	0	75	0	0	0	
361	333	LPR CONSTRUCTION, Loveland, Colo.	ST	70.0	85.0	50	45	0	0	0	5	0	0	0	
362	300	WM. A. J. SHAEFFER'S SONS INC., King of Prussia, Pa.	E	69.6	30.2	100	0	0	0	0	0	0	0	0	
363	285	HUSSUNG MECHANICAL CONTRACTORS INC., Louisville, Ky.	M	68.8	220.0	75	15	0	0	0	10	0	0	0	
364	398	INTERNATIONAL ASBESTOS REMOVAL INC., Babylon, N.Y. ³⁶⁴	O	68.7	64.6	50	0	2	0	4	0	27	5	2	
365	381	SUPERIOR RIGGING & ERECTING CO. INC., Atlanta, Ga. ³⁶⁵	ST/O	68.6	82.4	70	15	0	0	0	5	10	0	0	
366	376	CJ DRILLING INC., Dundee, Ill.	X	68.5	64.3	2	0	96	0	0	0	2	0	0	
367	336	LATITE ROOFING LLC, Pompano Beach, Fla.	R	68.4	86.1	100	0	0	0	0	0	0	0	0	
368	343	VALIANT ENERGY SERVICE, Allentown, Penn.	U	68.1	15.5	0	0	0	0	0	0	0	0	0	
369	330	GROUP BUILDERS INC., Honolulu, Hawaii	W	67.3	67.3	100	0	0	0	0	0	0	0	0	
370	412	CENTERLINE INC., Palm City, Fla.	U	65.9	76.7	85	0	0	0	0	0	15	0	0	
371	320	DOUGLASS COLONY GROUP, Commerce City, Colo.	R/SH	65.3	85.7	100	0	0	0	0	0	0	0	0	
372	**	KOVACH BUILDING ENCLOSURES, Chandler, Ariz.	SH/G	65.0	78.0	90	5	0	0	0	0	5	0	0	
373	433	SENTINEL SAFETY & SECURITY GROUP LLC, Port Washington, Wis.	F	65.0	90.1	20	20	0	0	0	15	0	0	5	
374	444	ACME CONSTRUCTORS INC., St. Louis, Mo.	M	64.7	66.5	0	90	5	0	0	5	0	0	0	
375	382	BOBCAT HEAVY CIVIL LLC, Lorena, Texas	U	64.6	38.5	0	0	100	0	0	0	0	0	0	
376	253	J. RANCK ELECTRIC, Mount Pleasant, Mich.	E	64.6	59.1	25	0	14	0	6	7	46	0	2	
377	395	DEE CRAMER INC., Holly, Mich.	SH	64.5	66.7	90	10	0	0	0	0	0	0	0	
378	427	ASCHINGER ELECTRIC CO., Fenton, Mo.	E	64.4	55.3	25	25	25	0	0	15	5	0	5	
379	283	AREA ERECTORS INC., Rockford, Ill.	ST	64.2	73.3	75	15	0	0	5	5	0	0	0	
380	366	TELLIGENT MASONRY LLC, Rockville, Md.	MA	64.2	60.2	100	0	0	0	0	0	0	0	0	
381	344	IMS MASONRY INC., Lindon, Utah	MA	64.1	59.5	90	6	1	0	1	1	1	0	0	
382	441	DECCO INC., Nashua, N.H.	M	64.0	NA	0	40	10	0	0	50	0	0	0	
383	394	W. D. MANOR MECHANICAL CONTRACTORS INC., Phoenix, Ariz.	M/SH	63.7	57.2	90	0	0	0	0	10	0	0	0	
384	452	HARTMAN WALSH INDUSTRIAL SERVICES, St. Louis, Mo.	P	62.5	40.0	0	20	25	20	5	25	5	0	0	
385	393	SIERRA PACIFIC WEST INC., Vista, Calif.	X/D	62.5	18.9	90	0	0	0	0	0	10	0	0	
386	373	FLORENCE ELECTRIC/KAYDON INTEGRATED TECH., Canton, Mass.	E	62.4	60.0	100	0	0	0	0	0	0	0	0	
387	375	WHITAKER/ELLIS, Tigard, Ore.	C	62.2	57.1	74	0	1	0	0	0	3	0	22	
388	374	ASSOCIATED MECHANICAL CONTRACTORS INC., Shakopee, Minn.	M	62.0	50.3	100	0	0	0	0	0	0	0	0	
389	354	PILLAR CONSTRUCTION INC., Alexandria, Va.	W	61.4	67.0	100	0	0	0	0	0	0	0	0	
390	355	FERGUSON, Plainville, Conn.	M/E/SH	61.0	75.0	100	0	0	0	0	0	0	0	0	
391	385	GREINER ELECTRIC LLC, Littleton, Colo.	E	60.5	100.3	95	0	0	0	0	1	0	0	4	
392	367	WYATT INC., Pittsburgh, Pa. ³⁹²	W/O	60.4	58.7	100	0	0	0	0	0	0	0	0	
393	400	KOONTZ ELECTRIC CO. INC., Morrilton, Ark.	E	60.0	65.0	0	10	50	10	10	10	10	0	0	
394	372	ACS SYSTEM ASSOCIATES, Hicksville, N.Y.	M	60.0	100.0	100	0	0	0	0	0	0	0	0	
395	370	GSL ELECTRIC, Sandy, Utah	E	59.9	58.8	25	10	5	5	5	20	10	0	20	
396	387	THOMARIOS, Akron, Ohio ³⁹⁶	P	59.7	36.3	60	10	5	0	0	10	0	0	0	
397	327	EDGERTON CONTRACTORS INC., Oak Creek, Wis.	X	58.6	68.5	32	11	9	0	0	0	36	0	0	
398	392	BONLAND INDUSTRIES INC., Wayne, N.J.	SH	58.5	39.7	77	8	0	0	0	0	0	0	0	
399	450	HARRISON CONTRACTING CO., Villa Rica, Ga.	P	57.1	63.0	100	0	0	0	0	0	0	0	0	
400	371	ALAKA'I MECHANICAL CORP., Honolulu, Hawaii	M	57.0	100.4	100	0	0	0	0	0	0	0	0	

FOOTNOTES: ³⁵² = PLUMBING/CIVIL; ³⁵⁷ = SCAFFOLDING; ³⁵⁸ = CLEANROOM CONSTRUCTION; ³⁶⁴ = ASPHALT PAVING & SITE WORK; ³⁶⁵ = CRANE & RIGGING; ³⁶⁶ = INSULATION OF MECHANICAL & PLUMBING SYSTEMS; ³⁶⁷ = MILLWORK AND EXTERIOR PANEL SYSTEMS; ³⁸⁶ = GENERAL CONTRACTING.

#472

ARC ABATEMENT recently finished asbestos abatement and demolition at Alcoa's Point Comfort, Texas, aluminum plant, formerly one of America's largest.

RANK 2022	RANK 2021	FIRM	FIRM TYPE	2021 REVENUE (\$ MIL)		MARKETS (% OF 2021 REVENUE)									
				TOTAL REVENUE	NEW CONTRACTS	GENERAL BUILDING	MANUFACTURING	POWER	WATER SUPPLY	SEWER / WASTE	INDUS. / PETROLEUM	TRANSPORTATION	HAZARDOUS WASTE	TELECOM	
401	**	GEO-SOLUTIONS INC., New Kensington, Pa. ⁴⁰¹	O	56.8	50.0	0	0	0	0	0	0	0	0	100	0
402	417	THORNE ASSOCIATES INC., Chicago, Ill.	W	56.5	42.4	100	0	0	0	0	0	0	0	0	0
403	290	A&R MECHANICAL CONTRACTORS INC., Urbana, Ill.	M/SH	56.4	59.2	88	10	0	0	0	0	2	0	0	0
404	418	CULLUM MECHANICAL CONSTRUCTION INC., North Charleston, S.C. ⁴⁰⁴	M	56.3	29.1	40	30	0	0	0	30	0	0	0	0
405	406	MILLER INSULATION CO. INC., Bismarck, N.D. ⁴⁰⁵	O	56.2	36.3	45	0	0	0	0	55	0	0	0	0
406	391	RED CEDAR STEEL ERECTORS INC., Menomonie, Wis.	ST	56.0	48.5	85	0	0	0	0	0	15	0	0	0
407	436	ACME ELECTRIC CO., Lubbock, Texas	E	55.4	70.5	65	0	0	0	35	0	0	0	0	0
408	**	AMPCO CONTRACTING INC., Anaheim, Calif.	X/D	55.3	61.5	90	1	0	0	0	1	0	8	0	0
409	413	PHILIPS BROTHERS ELECTRICAL CONTRACTORS INC., Glenmoore, Pa.	E	55.1	41.4	30	5	10	10	35	5	5	0	0	0
410	384	OTTO BAUM CO. INC., Morton, Ill.	MA/X	54.4	37.5	74	0	0	0	0	0	26	0	0	0
411	458	ACOUSTIC CEILING AND PARTITION CO., Ann Arbor, Mich.	W	54.2	34.0	85	15	0	0	0	0	0	0	0	0
412	411	GREGORY ELECTRIC CO. INC., Columbia, S.C.	E	53.5	55.2	35	30	25	0	10	0	0	0	0	0
413	480	CENTRAL CEILINGS INC., South Easton, Mass.	W	53.3	32.5	100	0	0	0	0	0	0	0	0	0
414	419	TERRY'S ELECTRIC INC., Kissimmee, Fla.	E	53.2	42.0	100	0	0	0	0	0	0	0	0	0
415	408	ASCHER BROTHERS CO. INC., Chicago, Ill.	P	53.0	53.0	100	0	0	0	0	0	0	0	0	0
416	430	XCEL MECHANICAL SYSTEMS INC., Gardena, Calif.	M	52.5	55.7	60	0	0	0	0	0	20	0	0	0
417	420	ISI DEMOLITION, White Marsh, Md.	D	51.9	22.6	100	0	0	0	0	0	0	0	0	0
418	410	SUNWEST ELECTRIC INC., Anaheim, Calif.	E	51.8	38.4	85	5	0	0	0	10	0	0	0	0
419	475	FRISCHHERTZ ELECTRIC CO. INC., New Orleans, La.	E	51.0	47.4	100	0	0	0	0	0	0	0	0	0
420	451	PRO-CRAFT CONSTRUCTION INC., Redlands, Calif.	M	50.6	43.7	100	0	0	0	0	0	0	0	0	0
421	505	LAFAYETTE METAL & GLASS CO., Hauppauge, N.Y.	G	50.0	35.0	0	0	0	0	0	0	0	0	0	0
422	422	ATKORE - UNISTRUT CONSTR., Addison, Ill.	W	49.8	38.5	100	0	0	0	0	0	0	0	0	0
423	**	SUTTER ROOFING, Sarasota, Fla.	R	49.7	46.3	50	15	0	0	0	20	5	0	0	0
424	449	BRIGGS ELECTRIC, Tustin, Calif. ⁴²⁴	E	49.4	68.6	72	0	0	0	0	23	0	0	0	5
425	459	BAMCO INC., Middlesex, N.J.	W	49.3	55.9	70	10	0	0	0	0	20	0	0	0
426	**	A & B MECHANICAL CONTRACTORS INC., Salt Lake City, Utah	M	49.2	37.3	100	0	0	0	0	0	0	0	0	0
427	386	PETERSON MECHANICAL INC., Sonoma, Calif. ⁴²⁷	M/O	49.0	45.0	100	0	0	0	0	0	0	0	0	0
428	421	TARLTON AND SON INC., Fresno, Calif. ⁴²⁸	W/O	48.7	73.0	95	0	0	0	5	0	0	0	0	0
429	**	MURRAY DRYWALL & INSULATION OF TEXAS. INC., Omaha, Neb.	W	48.5	98.5	100	0	0	0	0	0	0	0	0	0
430	383	RHP MECHANICAL SYSTEMS, Reno, Nev.	M	48.2	22.9	60	20	0	0	0	20	0	0	0	0
431	407	MILLERCLAPPERTON, Austell, Ga. ⁴³¹	O	48.2	46.9	100	0	0	0	0	0	0	0	0	0
432	442	G.M. MCCROSSIN INC., Bellefonte, Pa.	M/C	48.0	56.7	0	0	15	10	45	30	0	0	0	0
433	456	ADRIAN L. MERTON INC., Capitol Heights, Md.	M	47.1	51.0	100	0	0	0	0	0	0	0	0	0
434	429	RKS PLUMBING AND MECHANICAL INC., Glendale, Ariz.	M	47.0	49.0	80	10	0	5	0	5	0	0	0	0
435	476	GRIFFIN DEWATERING, Houston, Texas ⁴³⁵	O	47.0	56.5	100	0	0	0	0	0	0	0	0	0
436	516	PERRECA ELECTRIC CO. INC., Newburgh, N.Y.	E	46.8	46.8	15	65	15	0	0	0	0	0	0	5
437	443	MIDSTATE MECHANICAL INC., Phoenix, Ariz.	M	46.7	61.6	95	5	0	0	0	0	0	0	0	0
438	409	TEXAS SCENIC CO., San Antonio, Texas ⁴³⁸	O	46.5	37.5	0	0	0	0	0	0	0	0	0	0
439	**	ALLIANCE PARTITION SYSTEMS, Arlington, Wash.	W	46.4	NA	100	0	0	0	0	0	0	0	0	0
440	488	AVALOTIS CORP., Verona, Pa.	P	46.2	30.6	0	0	30	0	0	20	50	0	0	0
441	432	SWANSON & YOUNGDALE INC., Minneapolis, Minn.	P/W	46.2	NA	80	10	0	0	3	7	0	0	0	0
442	435	HARDY CORP., Birmingham, Ala.	M	45.9	58.8	87	0	0	0	0	6	0	0	0	0
443	466	SESSLER COS., Waterloo, N.Y.	D/A	45.4	35.2	14	12	10	0	0	11	30	23	0	0
444	479	11400 INC., Lancaster, Pa. ⁴⁴⁴	O	45.0	32.2	100	0	0	0	0	0	0	0	0	0
445	467	AJAY GLASS CO., Canandaigua, N.Y.	G	44.4	66.6	100	0	0	0	0	0	0	0	0	0
446	454	ADVANCETEC LLC, Richmond, Va. ⁴⁴⁶	O	44.0	30.1	0	30	0	0	0	0	0	0	0	0
447	351	MEISNER ELECTRIC INC., Boca Raton, Fla.	E	43.7	75.8	95	0	0	0	0	0	2	0	0	3
448	368	WIEGMANN ASSOCIATES, St. Charles, Mo.	M	43.6	NA	100	0	0	0	0	0	0	0	0	0
449	**	WELKIN MECHANICAL LLC, Great Neck, N.Y.	M	43.0	80.0	12	0	0	0	81	0	7	0	0	0
450	447	THE GEORGE D. ALAN CO., Grand Prairie, Texas ⁴⁵⁰	O	42.9	58.2	80	5	0	0	0	10	5	0	0	0

FOOTNOTES: 401 = HAZARDOUS WASTE; 404 = PLUMBING; 405 = INSULATION; 424 = LOW VOLTAGE; 427 = PLUMBING; 428 = PLASTER; 431 = CLADDING; 435 = DEWATERING SERVICES; 438 = THEATRICAL EQUIPMENT; 444 = FOOD SERVICE EQUIPMENT; 446 = CLEANROOM; 450 = NOT REPORTED.

RANK 2022	RANK 2021	FIRM	FIRM TYPE	2021 REVENUE (\$ MIL)		MARKETS (% OF 2021 REVENUE)									
				TOTAL REVENUE	NEW CONTRACTS	GENERAL BUILDING	MANUFACTURING	POWER	WATER SUPPLY	SEWER / WASTE	INDUS. / PETROLEUM	TRANSPORTATION	HAZARDOUS WASTE	TELECOM	
451	396	DANT CLAYTON, Louisville, Ky. ⁴⁵¹	O	42.8	54.6	60	0	0	0	10	0	1	0	0	
452	448	UNITED CHESTER INDUSTRIES INC. DBA UNITED MECHANICAL, Dallas, Texas	M	42.3	36.6	30	20	0	0	0	30	0	0	20	
453	**	VALDEZ PAINTING INC., Sacramento, Calif.	P	42.3	50.8	90	0	0	0	0	0	5	0	5	
454	**	DAIDONE ELECTRIC INC., Newark, N.J.	E	42.2	40.6	0	0	0	0	0	0	100	0	0	
455	438	NICKLE ELECTRICAL COS., Newark, Del.	E	42.0	42.4	80	10	5	0	0	0	0	0	5	
456	541	LEED ELECTRIC INC., Santa Fe Springs, Calif.	E	41.7	57.9	0	0	0	25	44	10	0	21	0	
457	457	SCHWAGER DAVIS INC., San Jose, Calif. ⁴⁵⁷	O	41.5	NA	20	0	0	0	0	0	80	0	0	
458	468	FERGUSON TRENCHING CO., Odenton, Md.	U	41.5	35.4	70	0	0	15	15	0	0	0	0	
459	425	THOMAS INDUSTRIAL COATINGS INC., Pevely, Mo.	P	41.3	49.9	5	5	10	25	5	20	25	5	0	
460	**	RECREATIONAL DESIGN AND CONSTRUCTION, Fort Lauderdale, Fla. ⁴⁶⁰	O	41.3	45.0	0	0	0	0	0	0	0	0	0	
461	416	ARCHITECTURAL WALL SYSTEMS LLC, Clive, Iowa	G	41.2	31.0	100	0	0	0	0	0	0	0	0	
462	453	WAYNE'S ROOFING INC., Sumner, Wash.	R	41.1	29.9	100	0	0	0	0	0	0	0	0	
463	**	PROFESSIONAL DRYWALL CONSTRUCTION, Springfield, Mass. ⁴⁶³	W	40.5	88.0	100	0	0	0	0	0	0	0	0	
464	487	THE HOLBROOK CO. INC., Grand Prairie, Texas	X	40.2	38.3	84	0	0	0	0	0	16	0	0	
465	478	O'ROURKE WRECKING CO., Cincinnati, Ohio	D	40.0	40.0	45	15	5	5	0	20	0	10	0	
466	471	THE BERG CORP., Baltimore, Md.	D	40.0	40.0	50	0	0	0	0	50	0	0	0	
467	**	HOPKINS I LACY, Roanoke, Va. ⁴⁶⁷	M/E	39.8	74.0	85	5	0	0	0	5	0	0	5	
468	437	TLC DIVERSIFIED, Palmetto, Fla.	U	39.8	80.7	0	0	0	35	65	0	0	0	0	
469	461	JERRY THOMPSON & SONS, San Rafael, Calif.	P	39.7	36.0	100	0	0	0	0	0	0	0	0	
470	477	INTERIOR CONTRACTORS INC. LLC, Arvada, Colo.	W	39.7	46.2	90	10	0	0	0	0	0	0	0	
471	490	DEL MONTE ELECTRIC CO., Dublin, Calif.	E	39.6	25.8	80	0	0	0	0	0	0	0	0	
472	474	ARC ABATEMENT, Waco, Texas	A	39.5	41.6	0	0	0	0	0	0	0	100	0	
473	489	CR LIGHTING & ELECTRIC INC., Layton, Utah	E	39.5	74.1	100	0	0	0	0	0	0	0	0	
474	401	CENTURY MECHANICAL CONTRACTORS INC., Fort Worth, Texas	M	39.1	61.1	85	15	0	0	0	0	0	0	0	
475	414	BOUMA CORP., Grand Rapids, Mich.	W	38.8	31.5	85	10	0	0	0	0	5	0	0	
476	473	PALMETTO AUTOMATIC SPRINKLER, West Columbia, S.C.	F	38.6	48.5	45	45	0	0	0	10	0	0	0	
477	455	SLACK & CO. CONTRACTING INC., Houston, Texas ⁴⁷⁷	U/O	38.6	26.5	80	0	0	0	0	20	0	0	0	
478	**	INDUSTRIAL CONSTRUCTORS/MANAGERS INC., Commerce City, Colo. ⁴⁷⁸	ST/O	38.0	61.8	0	50	20	0	4	12	14	0	0	
479	404	CANTERA CONCRETE CO. LLC, Tulsa, Okla.	C	37.7	32.3	95	5	0	0	0	0	0	0	0	
480	537	APEX STEEL INC., Kirkland, Wash.	ST	37.2	31.4	80	0	0	0	0	0	20	0	0	
481	**	PACIFIC SYSTEMS INTERIORS (PSI), San Dimas, Calif.	W	37.1	29.0	100	0	0	0	0	0	0	0	0	
482	529	VIKING INDUSTRIAL PAINTING, LaVista, Neb.	P	37.1	37.1	0	0	5	85	10	0	0	0	0	
483	325	ROTOLO CONSULTANTS INC., Slidell, La. ⁴⁸³	O	37.0	52.5	95	0	0	0	0	0	5	0	0	
484	431	JOHNSON-DAVIS INC., Lantana, Fla.	U	36.2	52.5	0	0	0	40	60	0	0	0	0	
485	506	GRUNDMAN MECHANICAL SYSTEMS INC., Thornwood, N.Y.	M	36.1	61.8	100	0	0	0	0	0	0	0	0	
486	462	PRECISION DEMOLITION LP, Lewisville, Texas	D	36.1	39.9	90	2	0	1	2	5	0	0	0	
487	**	ADAMO GROUP INC., Detroit, Mich.	D	35.5	36.1	35	20	15	0	0	5	5	20	0	
488	484	HOOVER CONSTRUCTION CO., Virginia, Minn.	X	35.3	24.9	0	30	10	30	0	20	10	0	0	
489	469	CSE INC., Madison Heights, Va.	ST	35.3	29.9	28	37	0	0	2	29	4	0	0	
490	493	JOHN SMITH MASONRY, St. Louis, Mo.	MA	35.1	35.1	85	5	0	0	2	5	3	0	0	
491	**	KSC INC., Irving, Texas ⁴⁹¹	O	35.0	35.0	100	0	0	0	0	0	0	0	0	
492	501	DUAL TEMP CO., Allentown, Pa.	M	35.0	NA	80	10	0	0	0	0	0	0	10	
493	527	GRAZZINI BROTHERS & CO., St. Paul, Minn. ⁴⁹³	O	34.8	31.9	69	1	0	0	30	0	0	0	0	
494	513	LONG PAINTING CO., Kent, Wash.	P	34.6	33.5	30	15	0	10	5	30	10	0	0	
495	485	SEEDORFF MASONRY INC., Strawberry Point, Iowa	MA	34.6	19.4	100	0	0	0	0	0	0	0	0	
496	492	SHELLEY ELECTRIC INC., Wichita, Kan.	E	34.6	42.7	20	20	0	25	20	10	0	0	5	
497	486	NORTH AMERICAN DISMANTLING CORP., Lapeer, Mich.	D	34.5	70.0	10	20	25	0	0	20	0	25	0	
498	446	COMMERCIAL ROOFERS INC., Las Vegas, Nev.	R	34.4	47.3	70	10	0	0	10	0	0	5	5	
499	554	SELECT PAINT & FINISHES LLC, Salem, N.H.	P	34.1	30.6	90	0	0	0	0	0	10	0	0	
500	496	MSL ELECTRIC INC., Anaheim, Calif.	E	34.1	38.3	0	0	2	0	0	0	98	0	0	

FOOTNOTES: 451 = SPECTATOR SEATING DESIGN/MANUFACTURING/INSTALLATION; 457 = POST-TENSIONING AND OTHER TRANSIT PROJECTS; 460 = WATER PARKS AND SWIMMING POOLS; 463 = METAL SIDING/PANELS; 467 = CONTROLS AND SERVICES; 477 = SITEWORK/EXCAVATION; 478 = MILLWRIGHT; 483 = LANDSCAPE, IRRIGATION, POOLS, HARDSCAPE; 491 = METAL WALL PANELS & PARKING GARAGE SCREENS; 493 = SPECIALTY CONTRACTOR;

#478

ICM has been working with Hensel Phelps on a new facility for Molson Coors as part of the brewer's G150 plan to modernize its facilities.

RANK 2022	RANK 2021	FIRM	FIRM TYPE	2021 REVENUE (\$ MIL)		MARKETS (% OF 2021 REVENUE)									
				TOTAL REVENUE	NEW CONTRACTS	GENERAL BUILDING	MANUFACTURING	POWER	WATER SUPPLY	SEWER / WASTE	INDUS. / PETROLEUM	TRANSPORTATION	HAZARDOUS WASTE	TELECOM	
501	465	GEORGE E. MASKER INC., Oakland, Calif.	P	34.1	30.7	90	5	0	0	0	0	5	0	0	
502	**	COLWILL ENGINEERING, Tampa, Fla.	M/E	33.2	62.7	86	14	0	0	0	0	0	0	0	
503	491	MID-CONTINENTAL RESTORATION CO. INC., Fort Scott, Kan.	MA	32.6	35.0	100	0	0	0	0	0	0	0	0	
504	509	KING OF TEXAS ROOFING CO., Grand Prairie, Texas	R	32.5	42.0	100	0	0	0	0	0	0	0	0	
505	482	GRIBBINS INSULATION CO. INC., Evansville, Ind. ⁵⁰⁵	O	31.5	28.0	30	25	8	0	0	37	0	0	0	
506	523	THE WITMER GROUP, Mount Joy, Pa. ⁵⁰⁶	MA	31.4	26.8	90	10	0	0	0	0	0	0	0	
507	567	JD TRADITIONAL, Huntington Station, N.Y.	W	31.0	28.3	90	0	0	0	0	0	10	0	0	
508	531	MARR SCAFFOLDING CO., South Boston, Mass. ⁵⁰⁸	O	29.7	25.0	100	0	0	0	0	0	0	0	0	
509	539	INTERIOR TECHNOLOGY INC., Oregon City, Ore. ⁵⁰⁹	O	29.1	30.1	0	0	0	0	0	0	0	0	0	
510	**	AARON ENTERPRISES INC., York, Pa. ⁵¹⁰	O	29.1	35.0	0	0	0	0	0	60	10	0	0	
511	510	CAPASSO ENTERPRISES INC., Middletown, Conn.	C/MA	29.0	29.0	100	0	0	0	0	0	0	0	0	
512	503	SPACECON SPECIALTY CONTRACTORS, Wheat Ridge, Colo.	W	28.9	28.9	95	0	0	0	0	0	5	0	0	
513	524	ASSOCIATED MECHANICAL CONTRACTORS INC., Montgomery, Ala.	M	28.9	31.9	100	0	0	0	0	0	0	0	0	
514	538	D.W. NICHOLSON CORP., Hayward, Calif. ⁵¹⁴	M	28.5	30.0	30	5	0	0	15	10	40	0	0	
515	563	R & R WINDOW CONTRACTORS INC., Easthampton, Mass.	G	28.0	6.9	100	0	0	0	0	0	0	0	0	
516	560	LEGACY MECHANICAL INC., Denver, Colo.	M	27.8	35.5	98	2	0	0	0	0	0	0	0	
517	521	MIDWEST STEEL CO. INC., Houston, Texas	D	27.7	5.0	0	0	0	0	0	100	0	0	0	
518	543	UNITED RIGGERS AND ERECTORS INC., Walnut, Calif.	M/ST	27.6	20.4	10	20	10	0	20	40	0	0	0	
519	518	DEMOLITION & ASBESTOS REMOVAL INC., Greensboro, N.C.	A	27.6	27.7	0	0	0	0	0	0	0	100	0	
520	**	STANDARD DRYWALL INC., Lakeside, Calif.	W	27.6	46.5	100	0	0	0	0	0	0	0	0	
521	512	MILLER BONDED INC., Albuquerque, N.M.	M/SH	27.5	57.5	99	0	0	0	1	0	0	0	0	
522	507	BRODIE CONTRACTORS INC., Raleigh, N.C.	MA	27.5	35.2	100	0	0	0	0	0	0	0	0	
523	481	GENERAL SHEET METAL, Clackamas, Ore.	M/SH	27.5	30.5	45	30	0	0	0	25	0	0	0	
524	580	NATIONAL COATINGS INC., Raleigh, N.C.	P	27.5	19.3	78	0	0	5	5	12	0	0	0	
525	526	VIDIMOS INC., East Chicago, Ind.	SH	27.2	27.2	5	45	5	0	0	45	0	0	0	
526	500	THE PIPCO COS. LTD., Peoria, Ill.	M/F	26.9	31.8	30	25	0	10	5	20	10	0	0	
527	445	DESERT MECHANICAL INC., Sylmar, Calif. ⁵²⁷	M/SH/O	26.8	19.3	78	0	0	0	0	0	22	0	0	
528	552	BUILDING CONTROL INTEGRATORS, Powell, Ohio ⁵²⁸	O	26.7	31.0	100	0	0	0	0	0	0	0	0	
529	**	GIBSON LANDSCAPE SERVICES INC., Alpharetta, Ga. ⁵²⁹	O	26.7	28.0	0	0	0	0	0	0	0	0	0	
530	547	FUTURE FENCE CO., Warren, Mich. ⁵³⁰	O	26.2	25.2	0	0	0	0	0	0	0	0	0	
531	**	CARL WALKER CONSTRUCTION, Pittsburgh, Pa.	C	26.0	35.8	100	0	0	0	0	0	0	0	0	
532	533	ADAMS & SMITH INC., Londen, Utah	ST	25.8	18.9	35	0	0	0	5	10	50	0	0	
533	542	INFINITY CONTRACTORS INTL. LTD., Fort Worth, Texas ⁵³³	M	25.8	24.4	85	0	0	0	0	15	0	0	0	
534	546	FENTON RIGGING & CONTRACTING, Cincinnati, Ohio ⁵³⁴	O	25.7	25.7	5	45	20	0	0	30	0	0	0	
535	532	BROWNING CHAPMAN LLC, Westfield, Ind. ⁵³⁵	O	25.5	27.4	50	20	5	0	5	20	0	0	0	
536	579	SLOAN SECURITY GROUP INC., Boise, Idaho ⁵³⁶	O	25.5	25.0	20	5	20	10	0	5	10	10	20	
537	540	MAYERS ELECTRIC CO. INC., Cincinnati, Ohio	E	25.5	18.9	33	23	4	0	4	27	7	0	2	
538	573	ATS DRILLING INC., Pflugerville, Texas	X	25.4	23.9	0	0	0	0	0	0	100	0	0	
539	562	RELIANCE INTERIORS INC., Kennesaw, Ga.	W	25.3	34.6	100	0	0	0	0	0	0	0	0	
540	472	B&B ELECTRICAL CONTRACTORS INC., Iron Mountain, Mich.	E	25.3	12.5	5	0	10	0	0	65	0	0	0	
541	514	RAM ACOUSTICAL CORP., Beaver Falls, Pa.	W	25.2	30.1	100	0	0	0	0	0	0	0	0	
542	549	PTE SYSTEMS INTL. LLC, Hialeah, Fla. ⁵⁴²	O	25.1	40.9	100	0	0	0	0	0	0	0	0	
543	498	CONCRETE PROTECTION & RESTORATION INC., Baltimore, Md.	C	24.9	33.6	90	10	0	0	0	0	0	0	0	
544	570	SPECTRA ELECTRICAL SERVICES INC., Tempe, Ariz.	E	24.6	67.9	20	70	0	0	0	0	0	0	0	
545	**	WALLWORKS INC., Media, Pa.	W	24.3	27.9	100	0	0	0	0	0	0	0	0	
546	**	MCALVAIN COS. INC., Boise, Idaho	C	24.2	NA	100	0	0	0	0	0	0	0	0	
547	534	HARGROVE ELECTRIC CO. INC., Dallas, Texas ⁵⁴⁷	E	23.9	16.2	65	20	5	0	0	5	0	0	5	
548	591	WINTER ENVIRONMENTAL, Peachtree Corners, Ga. ⁵⁴⁸	A/O	23.8	26.6	0	0	0	0	0	0	0	100	0	
549	535	HAMPSHIRE FIRE PROTECTION CO., Londonderry, N.H.	F	23.6	26.3	100	0	0	0	0	0	0	0	0	
550	536	BEACON PIPING CO., Canton, Mass.	M	23.5	28.1	10	5	45	0	0	10	30	0	0	

FOOTNOTES: 505 = MECHANICAL INSULATION; 506 = WATERPROOFING/CAULKING; 508 = SCAFFOLD, SHORING, AERIAL LIFTS, MAST CLIMBERS; 509 = NOT REPORTED; 510 = GAS, STORM WATER, SEWER; 514 = DOORS / VRC; 527 = PLUMBING; 528 = TEMPERATURE CONTROLS; 529 = LANDSCAPE/HARDSCAPE; 530 = FENCE; 533 = SERVICE/STARTUP/TAB; 534 = RIGGING; 535 = CONCRETE/MASONRY RESTORATION/JOINT SEALANTS/COATINGS/CONCRETE FLOOR PREPPOLISH; 536 = PERIMETER SECURITY CONTRACTING; 542 = POST TENSIONING; 547 = SECURITY WIRING; 548 = NOT REPORTED.

RANK 2022	RANK 2021	FIRM	FIRM TYPE	2021 REVENUE (\$ MIL)		MARKETS (% OF 2021 REVENUE)									
				TOTAL REVENUE	NEW CONTRACTS	GENERAL BUILDING	MANUFACTURING	POWER	WATER SUPPLY	SEWER / WASTE	INDUS. / PETROLEUM	TRANSPORTATION	HAZARDOUS WASTE	TELECOM	
551	544	MJ MECHANICAL INC., Hutto, Texas ⁵⁵¹	O	23.5	36.0	100	0	0	0	0	0	0	0	0	0
552	557	TRAF-TEX INC., Houston, Texas	E	23.3	16.5	0	0	0	0	0	0	100	0	0	0
553	483	NATIONAL ENCLOSURE CO., Ypsilanti, Mich.	G	23.2	62.3	100	0	0	0	0	0	0	0	0	0
554	571	PIEDMONT MECHANICAL INC., Spartanburg, S.C. ⁵⁵⁴	M/SH	22.7	30.0	0	100	0	0	0	0	0	0	0	0
555	440	COMPREHENSIVE ENERGY SERVICES INC., Longwood, Fla.	M	22.0	58.0	100	0	0	0	0	0	0	0	0	0
556	553	ALL-SOUTH SUBCONTRACTORS INC., Birmingham, Ala.	R	21.8	NA	100	0	0	0	0	0	0	0	0	0
557	494	W. B. GUIMARIN & CO. INC., Columbia, S.C.	M	21.5	31.0	70	30	0	0	0	0	0	0	0	0
558	464	INTERSTATE MECHANICAL CORP. DBA IMCOR, Phoenix, Ariz. ⁵⁵⁸	M/SH/O	21.2	40.6	100	0	0	0	0	0	0	0	0	0
559	575	KOWALSKI CONSTRUCTION INC., Phoenix, Ariz. ⁵⁵⁹	O	20.2	21.1	94	0	0	0	0	0	0	6	0	0
560	**	UNITED SERVICES GROUP, Charlotte, N.C. ⁵⁶⁰	O	20.2	20.2	0	0	90	0	0	10	0	0	0	0
561	576	IHP INDUSTRIAL INC., St. Joseph, Mo.	M	20.2	14.5	44	12	0	24	0	20	0	0	0	0
562	556	MASONRY BUILDERS INC., Tampa, Fla.	MA	20.1	20.7	94	0	0	0	0	0	0	0	6	0
563	519	THE ROCKWELL GROUP INC., Freeport, Ill.	W	20.0	26.6	99	1	0	0	0	0	0	0	0	0
564	561	R. BAKER & SON, Marlboro, N.J.	D	20.0	22.0	5	15	10	5	5	37	20	0	3	0
565	530	SOEP PAINTING CORP., Lawrence, Mass. ⁵⁶⁵	P	19.9	15.0	88	0	0	0	11	0	1	0	0	0
566	596	KL&A INC., Golden, Colo. ⁵⁶⁶	O	19.4	29.0	30	0	0	0	0	70	0	0	0	0
567	548	PENINGTON PAINTING CO., Chandler, Ariz.	P	19.3	17.4	30	0	0	0	0	70	0	0	0	0
568	585	MH CIVIL CONSTRUCTORS INC., Amarillo, Texas	U/C	18.8	35.0	0	0	0	100	0	0	0	0	0	0
569	578	SCHULTZ INDUSTRIES INC., Golden, Colo. ⁵⁶⁹	O	18.7	28.6	100	0	0	0	0	0	0	0	0	0
570	574	AAC CONTRACTING, Rochester, N.Y. ⁵⁷⁰	A	18.4	20.2	91	5	0	0	0	0	0	4	0	0
571	**	HEGEM-LUNDQUIST PAINT CO., Denver, Colo.	P/W	18.1	18.1	100	0	0	0	0	0	0	0	0	0
572	588	DEE BROWN INC., Richardson, Texas	MA	18.1	30.3	100	0	0	0	0	0	0	0	0	0
573	568	HIGH PURITY SYSTEMS INC., Manassas, Va.	M	18.1	15.8	0	100	0	0	0	0	0	0	0	0
574	504	CRAWFORD-TRACEY CORP., Deerfield Beach, Fla.	G	18.0	16.0	100	0	0	0	0	0	0	0	0	0
575	**	TWO RIVERS DEMOLITION, Rancho Cordova, Calif.	D	17.8	16.7	41	0	0	0	0	59	0	0	0	0
576	**	AQUA SEAL ROOFING, Cayce, S.C.	R	17.8	NA	0	0	0	0	0	0	0	0	0	0
577	**	CONSTRUCTION SOLUTIONS, Ammon, Idaho ⁵⁷⁷	O	17.6	16.7	100	0	0	0	0	0	0	0	0	0
578	582	FITZGERALD & SONS PLUMBING CO., Peachtree City, Ga.	M	17.4	25.7	70	0	0	0	0	0	0	0	0	0
579	**	FAST TRACK SPECIALTIES LP, Houston, Texas ⁵⁷⁹	O	16.5	17.8	65	10	0	0	0	25	0	0	0	0
580	545	REMBCO GEOTECHNICAL CONTRACTORS INC., Knoxville, Tenn. ⁵⁸⁰	O	16.4	14.9	62	3	16	3	1	5	9	0	1	0
581	572	LAKESHORE ENVIRONMENTAL CONTRACTORS LLC, Birmingham, Ala. ⁵⁸¹	A	16.2	16.2	35	15	0	5	0	25	0	0	15	0
582	577	SPRAY SYSTEMS ENVIRONMENTAL, Tempe, Ariz.	A	16.2	24.9	5	0	5	0	0	5	0	85	0	0
583	551	WOLFRUM ROOFING & EXTERIORS, Delaware, Ohio ⁵⁸³	R/O	16.2	16.3	100	0	0	0	0	0	0	0	0	0
584	565	CONCRETE CUTTING & BREAKING CO., Grand Rapids, Mich. ⁵⁸⁴	O	16.1	16.1	20	0	0	10	10	10	50	0	0	0
585	564	CHG BUILDING SYSTEMS INC., Renton, Wash.	ST	16.0	22.5	97	0	0	0	0	3	0	0	0	0
586	555	CSM INDUSTRIAL, Houston, Texas	R/SH	15.7	25.6	5	0	0	0	0	45	0	50	0	0
587	583	BRIGADE FIRE PROTECTION INC., Belmont, Mich.	F	15.0	30.0	60	30	0	0	0	0	10	0	0	0
588	**	R. L. REPERT INC., Emmaus, Penn.	W	15.0	12.6	100	0	0	0	0	0	0	0	0	0
589	**	ARCHITECTURAL FABRICATION, Fort Worth, Texas ⁵⁸⁹	O	14.6	22.3	100	0	0	0	0	0	0	0	0	0
590	593	WESTATES MECHANICAL CORP. INC., Hayward, Calif.	F	14.4	8.0	90	5	0	0	0	0	5	0	0	0
591	**	DENSIFICATION INC., Paeonian Springs, Va.	X	13.9	23.3	94	0	0	0	3	0	1	0	2	0
592	594	COLBY ENTERPRISES INC., Savannah, Ga.	W	13.6	22.5	100	0	0	0	0	0	0	0	0	0
593	586	CANDELA CONTROLS INC., Winter Garden, Fla. ⁵⁹³	O	12.5	7.4	5	0	0	0	0	0	32	0	0	0
594	589	RESOLUTE PERFORMANCE CONTRACTING, Ewa Beach, Hawaii ⁵⁹⁴	ST	12.2	22.1	60	0	30	0	10	0	0	0	0	0
595	598	ALLIED FIRE & SAFETY EQUIPMENT CO. INC., Neptune, N.J. ⁵⁹⁵	O	11.7	4.5	95	0	0	5	0	0	0	0	0	0
596	**	SPEED FAB-CRETE CORP., Kennedale, Texas ⁵⁹⁶	O	9.5	9.5	75	0	0	5	5	0	15	0	0	0
597	597	NATIONAL RESTORATION SYSTEMS INC., Rolling Meadows, Ill.	C/MA	9.1	12.4	100	0	0	0	0	0	0	0	0	0
598	599	MILL-RITE WOODWORKING CO. INC., Pinellas Park, Fla. ⁵⁹⁸	O	7.3	11.6	100	0	0	0	0	0	0	0	0	0
599	**	NOURY CONSTRUCTION CO., Coral Springs, Fla. ⁵⁹⁹	O	6.8	4.2	100	0	0	0	0	0	0	0	0	0
600	600	A-1 MASONRY & SANDBLASTING, Las Vegas, Nev.	MA	6.2	8.2	100	0	0	0	0	0	0	0	0	0

FOOTNOTES: 551 = PLUMBING; 554 = INSULATION; 555 = PLUMBING; 559 = ALL OTHERS NOT LISTED; 560 = FIELD WELDING; 40 / FIELD MACHINING; 40: 565 = SPRAYFOAM INSULATION; 566 = STRUCTURAL STEEL; 569 = LANDSCAPING; 570 = MOLD; 577 = GENERAL CONTRACTING/CONSTRUCTION MANAGEMENT/PRE-CONSTRUCTION; 579 = DIVISION 10; 580 = SOIL STABILIZATION, GROUND IMPROVEMENT, ANCHORING; 581 = NOT REPORTED; 583 = EXTERIORS; 584 = SPECIALTY - CONCRETE SAWING AND DRILLING; 589 = ALUMINUM CANOPIES, AWNINGS, & SUNSHADES; 593 = LIGHTING INTEGRATION; 594 = SOLAR PANEL INSTALLATION; 595 = FIRE PROTECTION; 596 = PRECAST CONCRETE; 598 = MILLWORK AND STONE; 599 = SITEWORK

Where To Find the Top 600

FIRM	RANK	FIRM	RANK	FIRM	RANK	FIRM	RANK
A		Associated Mechanical Contractors Inc.	513	Cantera Concrete Co. LLC	479	DECCO Inc.	382
11400 Inc.	444	Atlantic Constructors Inc.	169	Capasso Enterprises Inc.	511	Decker Electric Co. Inc.	165
1901 Inc.	352	ATS Drilling Inc.	538	Capform Inc.	162	Del Monte Electric Co.	471
A & B Mechanical Contractors Inc.	426	Avalotis Corp.	440	Castle Contracting LLC	322	Delaware Elevator Inc.	279
A&R Mechanical Contractors Inc.	403	B		CB Structures	296	Delta Diversified Enterprises Inc.	252
A-1 Masonry & Sandblasting	600	B & I Contractors Inc.	192	CEC Facilities Group	124	Demolition & Asbestos Removal Inc.	519
A-C Electric Co.	242	B&B Electrical Contractors Inc.	540	Ceco Construction Group	33	Densification Inc.	591
AAC Contracting	570	Baker Construction Enterprises Inc.	15	Centerline Inc.	370	J. Derenzo Co.	120
Aaron Enterprises Inc.	510	Baker Electric Inc.	105	CentiMark Corp.	27	Desert Mechanical Inc.	527
ACCO Engineered Systems	18	Baker Group	125	Central Ceilings Inc.	413	Diversified Utility Services Inc.	223
Ace Electric Inc.	158	Baker Roofing Co.	123	Centuri Group Inc.	8	Donley's	232
ACME Constructors Inc.	374	Baker Triangle	174	Century Mechanical Contractors Inc.	474	Douglass Colony Group	371
Acme Electric Co.	407	R. Baker & Son	564	Champion Painting Specialty Services	290	Drill Tech Drilling & Shoring Inc.	108
Acousti Engineering Co. of Florida	129	BAMCO Inc.	425	Charge	207	Dual Temp Co.	492
Acoustic Ceiling and Partition Co.	411	Barnhart Crane and Rigging	76	Charter Mechanical	197	Ducci Electrical Contractors Inc.	245
ACS System Associates	394	Barnum & Celillo Electric Inc.	329	Cherry Coatings	287	E.M. Duggan Inc.	137
Action Electrical & Mechanical Contractors	353	Basden Steel Corp.	201	W.A. Chester	313	Dunbar Mechanical Inc.	338
Adamo Group Inc.	487	Otto Baum Co. Inc.	410	CHG Building Systems Inc.	585	E	
Adams & Smith Inc.	532	Bayside Interiors Inc.	354	The Circle Group	349	E-J Electric Installation Co.	45
Adams Electric Co.	227	Beacon Piping Co.	550	CJ Drilling Inc.	366	Edgerton Contractors Inc.	397
Advanced Green Technologies	267	Beaver Excavating Co.	159	Clean Earth	55	Egan Co.	113
AdvanceTEC LLC	446	BEI Construction Inc.	317	Cleary Construction Inc.	347	Eldeco Inc.	291
J. F. Ahern Co.	88	Bel-Aire Mechanical	257	Cleveland Electric Co.	95	Electra USA Inc.	149
Ajay Glass Co.	445	The Berg Corp.	466	Colby Enterprises Inc.	592	Ellingson Cos.	214
Alaka'i Mechanical Corp.	400	The Berg Group	337	Collins Electrical Co. Inc.	183	EMCOR Group Inc.	2
The George D. Alan Co.	450	Bergelectric Corp.	38	Colwill Engineering	502	Encore Electric Inc.	126
Aldridge Electric Inc.	47	Berkel	182	Comfort Systems USA Inc.	11	Enterprise Properties Inc.	240
All-South Subcontractors Inc.	556	Bermudez Longo Diaz-Masso LLC	324	Commercial Roofers Inc.	498	EQUANS U.S. Inc.	21
Alliance Partition Systems	439	Bierlein Cos. Inc.	334	CSM Industrial	586	ERMCO Inc.	148
Allied Fire & Safety Equipment Co. Inc.	595	Black & McDonald	179	Commonwealth Electric Co. of the Midwest	142	EIS Holdings LLC	194
The Alloy Group (firmly PRISM Spectrum Holdings)	231	BNWC Constructors Inc.	106	ComNet Communications LLC	264	Expanse Electrical Co.	340
Alterman Inc.	93	Bobcat Heavy Civil LLC	375	Comprehensive Energy Services Inc.	555	F	
American Direct	268	BOND Civil & Utility Construction Inc.	133	Concrete Cutting & Breaking Co.	584	Faith Technologies Inc.	37
ATI Restoration LLC	224	Bonland Industries Inc.	398	Concrete Protection & Restoration Inc.	543	Fast Track Specialties LP	579
AMPAM Parks Mechanical Inc.	185	Boudreau Pipeline Corp.	319	Concrete Strategies	74	Fenton Rigging & Contracting	534
AMPSCO Contracting Inc.	408	Bouma Corp.	475	CVC Holding Corp.	111	FERGUSON	390
Amteck LLC	163	Brandenburg Industrial Service Co.	116	Condon-Johnson & Associates Inc.	157	Ferguson Trenching Co.	458
Apex Imaging Services	205	BrandSafway	4	Congruex	58	Fessler & Bowman Inc.	101
Apex Steel Inc.	480	The Brandt Cos.	56	Construction Solutions	577	Feyen Zylstra LLC	256
API Group Inc.	5	Brigade Fire Protection Inc.	587	Cooper Steel	57	Fiore & Sons Inc.	274
Apollo Mechanical Contractors	43	Briggs Electric	424	Corbins Electric	249	Fisk Electric Co.	109
Aqua Seal Roofing	576	BrightView Landscape Development Inc.	51	CR Lighting & Electric Inc.	473	FitzGerald & Sons Plumbing Co.	578
ARC Abatement	472	Broadway Electric Inc.	176	Dee Cramer Inc.	377	Five Star Electric Corp.	66
Architectural Fabrication	589	Brodie Contractors Inc.	522	F.L. Crane & Sons Inc.	229	Flagger Force	326
Architectural Glass & Aluminum	204	Dee Brown Inc.	572	Crawford-Tracey Corp.	574	Florence Electric/Kaydon Integrated Tech.	386
Architectural Wall Systems LLC	461	Browning Chapman LLC	535	Crown Corr Inc.	114	Fly & Form Structures Inc.	312
ArchKey Solutions	23	Buesing Corp.	304	JRCRUZ Corp.	219	Flynn Group	26
Arcosa Stabilized & Recycling	177	Building Control Integrators	528	CSE Inc.	489	W. L. French Excavating Corp.	188
Arden Building Co.	206	Buist Electric Inc.	282	Gullum Mechanical Construction Inc.	404	Fresh Meadow Mechanical Corp.	210
Area Energy & Electric Inc.	314	WT Byler Co. Inc.	134	Cummings Electrical	258	Frischertz Electric Co. Inc.	419
Area Erectors Inc.	379	C		Cupertino Electric Inc.	16	Future Fence Co.	530
Artera Services	9	C3M Power Systems LLC	310	D		G	
Ascher Brothers Co. Inc.	415	Cache Valley Electric Co.	41	Daidone Electric Inc.	454	Gaines & Co.	262
Aschinger Electric Co.	378	California Drywall	146	Daley's Drywall	170	Gaylor Electric Inc.	83
ASRC Industrial	31	Candela Controls Inc.	593	Danella Cos. Inc.	78	General Sheet Metal	523
Associated Construction and Engineering Inc.	335	Cannon & Wendt Electric Co. Inc.	294	Dant Clayton	451	Geo-Solutions Inc.	401
Associated Mechanical Contractors Inc.	388			M.C. Dean	22		

Where to Find the Top 600

FIRM	RANK	FIRM	RANK	FIRM	RANK	FIRM	RANK				
Gibson Landscape Services Inc.	529	Industrial Constructors/Managers Inc.	478	Lexicon Inc.	29	Murray Drywall & Insulation of Texas, Inc.	429				
Giroux Glass Inc.	345	Industrial Power Systems Inc.	251	Limbach Facility Services	63	Muth Electric Inc.	285				
Richard Goettle Inc.	261	Infinity Contractors Intl. Ltd.	533	Lithko Contracting	20	MYR Group Inc.	7				
Goyette Mechanical Co.	248	Inglett & Stubbs LLC	119	Long Painting Co.	494	N	Nashville Machine Co. Inc.	301			
Graydaze Contracting Inc.	295	Integrated Facility Services Inc.	341	LPR Construction	361		National Coatings Inc.	524			
Grazzini Brothers & Co.	493	Interior Contractors Inc. LLC	470	M	National Construction Enterprises Inc.		143				
Greater Metroplex Interiors Inc.	211	Interior Technology Inc.	509		MacDonald-Miller Facility Solutions		75	National Enclosure Co.	553		
John E. Green Co.	90	International Asbestos Removal Inc.	364		Malcolm Drilling Co. Inc.		52	National Restoration Systems Inc.	597		
Greenberry Industrial LLC	278	Interstate Mechanical Corp. dba IMCOR	558		Manafort Brothers Inc.		135	Nations Roof	112		
Greenwood Industries Inc.	196	Interstates	131		B. T. Mancini Co. Inc.		300	NEAD Electric	254		
Gregory Electric Co. Inc.	412	Intex Electrical Contractors Inc.	289		W. D. Manor Mechanical Contractors Inc.		383	Nevell Group Inc.	160		
Greiner Electric LLC	391	INTREN LLC	48		Marathon Electrical Contractors Inc.		263	New England Finish Systems	250		
Gribbins Insulation Co. Inc.	505	Irex Contracting Group	138		Marr Scaffolding Co.		508	New River Electrical Corp.	60		
Griffin Dewatering	435	ISC Constructors LLC	118		Martell Services Group Inc.	243	Newkirk Electric Associates Inc.	136			
D.H. Griffin Wrecking Co. Inc.	144	ISEC Inc.	81		Martin Concrete Construction	167	The Newtron Group	64			
Wayne J. Griffin Electric Inc.	71	ISI Demolition	417	H.J. Martin and Son	209	NextEdge	302				
Group Builders Inc.	369	Ivey Mechanical Co.	191	George E. Masker Inc.	501	Nicholson Construction Co.	255				
Grundman Mechanical Systems Inc.	485	J	Masonry Builders Inc.	562	D.W. Nicholson Corp.	514					
GSL Electric	395		J&E Cos.	321	Massey's Plate Glass & Aluminum Inc.	273	Nickle Electrical Cos.	455			
Guarantee Electrical Co.	156		J-Track LLC	331	MasTec Inc.	3	North American Dismantling Corp.	497			
W. B. Guimarin & Co. Inc.	557		Jacobson & Co. Inc.	315	Mayers Electric Co. Inc.	537	Northland Concrete & Masonry Co. LLC	190			
H	HACI Mechanical Contractors Inc.		355	JD Traditional	507	McClure Co.	153	Northstar Group Services Inc.	30		
	Hampshire Fire Protection Co.		549	JDC Demolition Co. Inc.	275	McAlvain Cos. Inc.	546	Noury Construction Co.	599		
	Harder Mechanical Contractors Inc.		67	JMEG LLC	154	McCarl's LLC	297	O	O'Connell Electric Co. Inc.	92	
	Hardrock Concrete Placement Co. Inc.		305	Johnson and Jordan Inc.	306	G.M. McCrossin Inc.	432		O'Rourke Wrecking Co.	465	
	Hardy Corp.		442	Paul Johnson Drywall	265	M. G. McGrath Inc.	280		Oil Capital Electric	343	
	Hargrove Electric Co. Inc.		547	Johnson-Davis Inc.	484	McKamish Inc.	241		Oklahoma Electrical Supply Co. (OESCO)	323	
	Harmon Inc.	91	Joslin Construction	320	McKenney's Inc.	77	Olsson Industrial Electric		286		
	Harris	59	JRC Mechanical	344	McKinstry	36	Owen Steel Co. Inc.		272		
	Harrison Contracting Co.	399	K	MDU Construction Services Group Inc.	12	Mid-City Electric/Tech.	307		P	P.A.L. Environmental Safety Corp.	230
	Hartman Walsh Industrial Services	384		Kalkreuth Roofing and Sheet Metal	234	MEI Rigging & Crating LLC	236			P1 Group Inc.	104
Hatzel & Buehler Inc.	62	Keeley Construction		85	Meisner Electric Inc.	447	Pacific Rim Mechanical Contractors Inc.			147	
HB Global LLC	89	Keller North America		13	Menard Group USA	166	Pacific Steel Group			65	
Heggem-Lundquist Paint Co.	571	Kelso-Burnett		193	Adrian L. Merton Inc.	433	Pacific Structures Inc.	161			
Helix Electric Inc.	34	Kent Cos. Inc.		54	MH Civil Constructors Inc.	568	Pacific Systems Interiors (PSI)	481			
Hellas Construction Inc.	86	Keystone Concrete		42	Mid-City Electric/Tech.	307	Palmetto Automatic Sprinkler	476			
Helm Group	87	KHS&S Contractors		132	Mid-Continental Restoration Co. Inc.	503	Pan-Pacific Mechanical LLC	80			
Hemma Concrete Inc.	359	Kiely Family of Cos.		180	Midstate Mechanical Inc.	437	Alex Paris Contracting Co.	360			
JB Henderson Construction Co. Inc.	311	Kilgore Industries		186	Midwest Drywall Co. Inc.	266	Patriot Erectors LLC	327			
Hermanson Co.	117	Kimmins Contracting Corp.	318	Midwest Steel Co. Inc.	517	Penhall Co.	140				
High Purity Systems Inc.	573	King of Texas Roofing Co.	504	Mill-Rite Woodworking Co. Inc.	598	Penington Painting Co.	567				
Hill Mechanical Corp.	98	KL&A Inc.	566	Miller Bonded Inc.	521	John A. Penney Co. Inc.	346				
Hodess Cleanroom Construction	189	Koontz Electric Co. Inc.	393	Miller Electric Co.	61	Performance Contracting Group Inc.	14				
The Holbrook Co. Inc.	464	Kovach Building Enclosures	372	Miller Insulation Co. Inc.	405	Perreca Electric Co. Inc.	436				
Hoover Construction Co.	488	Kowalski Construction Inc.	559	Miller Sierra Contractors	220	Persons Services Corp.	330				
Hopkins Lacy	467	KSC Inc.	491	MillerClapperton	431	Peterson Mechanical Inc.	427				
Humphrey & Associates Inc.	233	L	MJ Mechanical Inc.	551	MJ Mechanical Inc.	551	Pettilo Inc.	155			
Hunt Electric Corp.	50		Lafayette Metal & Glass Co.	421	MMC Contractors Inc.	73	PDM Constructors Inc.	276			
Hussung Mechanical Contractors Inc.	363		Lake Erie Electric Cos.	168	MMR	32	Philips Brothers Electrical Contractors Inc.	409			
Hypower	259		Lakeshore Environmental Contractors LLC	581	R.T. Moore Co. Inc.	195	Piedmont Mechanical Inc.	554			
I	Icon Mechanical		187	Landmark Construction Co.	351	Morris-Shea Bridge Co. Inc.	336	Pillar Construction Inc.	389		
	IES Holdings Inc.		17	Largo Concrete Inc.	44	The Morse Group Inc.	171	Pioneer Cladding & Glazing Systems Inc.	328		
	IHP Industrial Inc.		561	Latite Roofing LLC	367	Motor City Electric Co.	70	The PIPCO Cos. Ltd.	526		
	IMS Masonry Inc.		381	Leed Electric Inc.	456	MSL Electric Inc.	500				
	Independence Excavating Inc.		107	Legacy Mechanical Inc.	516	MSS Solutions	175				
				Letsos Co.	226	MTech Mechanical	198				
					Murphy Co.	79					
					Murray Co.	84					

FIRM	RANK	FIRM	RANK	FIRM	RANK	FIRM	RANK	
Pittsburg Tank & Tower Group Inc.	293	J. Ranck Electric	376	Ruttura & Sons Construction Co. Inc.	184	Slack & Co. Contracting Inc.	477	
Plateau Excavation Inc.	72	W.A. Basic Construction Co. Inc.	172	Ryan Inc. Central	139	Sloan Security Group Inc.	536	
Polk Mechanical Co. LLC	212	The Raymond Group	115	S		SME Industries Inc.	103	
Power Design	28	Railroad Construction Co. Inc.	228		Allison Smith Co.	150		
Poynter	288	Recreational Design and Construction	460		S&F Concrete Contractors Corp.	99	John Smith Masonry	490
Precision Concrete Construction Inc.	244	Red Cedar Steel Erectors Inc.	406		Sargent Electric Co.	151	SOEP Painting Corp.	565
Precision Demolition LP	486	A.O. Reed & Co.	208		Sauer Holdings Inc.	145	Southern Air Inc.	238
Precision Walls Inc.	110	Reliance Interiors Inc.	539		Schlouch Inc.	281	Southland Industries	24
Prime Controls	217	Rembo Geotechnical Contractors Inc.	580		Schreiber Corp.	333	Sowles Co.	325
Primoris	6	R. L. Reppert Inc.	588		Schuff Steel Co.	46	Spacecon Specialty Contractors	512
Prism Electric	173	Resolute Performance Contracting	594		Schultz Industries Inc.	569	SPC Mechanical	253
Pro-Craft Construction Inc.	420	RHP Mechanical Systems	430		Schwager Davis Inc.	457	Spectra Electrical Services Inc.	544
Professional Drywall Construction	463	RK Industries LLC	97		SDB Contracting Services	357	Speed Fab-Crete Corp.	596
PTE Systems Intl. LLC	542	RKS Plumbing and Mechanical Inc.	434		Seedorff Masonry Inc.	495	Spray Systems Environmental	582
Q		The Rockwell Group Inc.	563		Select Paint & Finishes LLC	499	Standard Drywall Inc.	520
		Rogers	82		Select Demo Services LLC	216	Stark Excavating Inc.	277
Quanta Services	1	Rogers Building Solutions	130		Sentinel Safety & Security Group LLC	373	The State Group Inc.	69
QuestMark a Division of CentiMark Corp.	283	Rommel Construction Group	237	Seretta Construction Inc.	298	Steelfab Inc.	19	
R		Roofing Solutions LLC	342	Sessler Cos.	443	Stonebridge Inc.	303	
		Rosendin Electric	10	Wm. A. J. Shaeffer's Sons Inc.	362	Strack Inc.	213	
R & R Window Contractors Inc.	515	Rotolo Consultants Inc.	483	Shaw Electric Co.	339	Structural Group Inc.	39	
Rachel Contracting	284	Royal Electric Co.	246	Shelley Electric Inc.	496	Summit Industrial	202	
RAM Acoustical Corp.	541	Ruston Paving Co. Inc.	358	Sierra Pacific West Inc.	385	Sun Valley Masonry Inc.	308	



ENR
Engineering News-Record
SQUARE FOOT
COSTBOOK 2023 EDITION



CSI MasterFormat

NEW 2023 COSTBOOKS

TRY THESE RESOURCES:


- Square Foot Costbooks
- Public Works Costbooks
- General Construction Costbooks
- And more!

SHOP COSTBOOKS NOW!

ENRcom/books



INCLUDES ASSEMBLES
SQUARE FOOT
2023 COSTBOOK
CSI MasterFormat



13TH EDITION
GENERAL CONSTRUCTION
2023 COSTBOOK
CSI MasterFormat



15TH EDITION
PUBLIC WORKS
2023 COSTBOOK
CSI MasterFormat

Where to find the Top 600

FIRM	RANK	FIRM	RANK	FIRM	RANK	FIRM	RANK
Suntec Concrete Inc.	49	Thorne Associates Inc.	402	Valiant Energy Service	368	Westates Mechanical Corp. Inc.	590
Sunwest Electric Inc.	418	Tilson Technology Management Inc.	235	Valley Electric	200	Western Allied Corp.	348
Superior Rigging & Erecting Co. Inc.	365	TLC Diversified	468	Van Ert Electric Co. Inc.	152	Western Allied Mechanical	269
Sure Steel Inc.	203	W.G. Tomko Inc.	260	Vaughn Industries LLC	181	Western Partitions Inc.	94
Sutter Roofing	423	Traf-Tex Inc.	552	Veit & Co. Inc.	127	Whitaker/Ellis	387
Swanson & Youngdale Inc.	441	Tri-City Electric Co. of Iowa	121	Ventana	239	Wiegmann Associates	448
The Systems Group Inc.	270	Tri-City Electrical Contractors Inc.	164	Vidimos Inc.	525	TJ Wies Contracting Inc.	356
T		The Tri-M Group LLC	271	Viking Industrial Painting	482	The Williams Group	247
TAS Concrete Construction LLC	96	Truesdell Corp.	350	W		Wilson Electric Services Corp.	221
Tarlton and Son Inc.	428	Tweet/Garot Mechanical Inc.	178	W&W Glass LLC	141	Winter Environmental	548
Taylor Electric Inc.	309	Two Rivers Demolition	575	Wachter Inc.	102	The Wiltner Group	506
TC Electric LLC	199	U		Walker Engineering Inc.	122	Wolfmum Roofing & Exteriors	583
TDIndustries	40	U.S. Engineering Co. Holdings	68	Carl Walker Construction	531	Worth and Co. Inc.	222
TEC-Corp.	316	Atkore - Unistrut Constr.	422	Wallworks Inc.	545	Wyatt Inc.	392
Tecta America Corp.	25	United Chester Industries Inc.		Ward Electric Co. Inc.	292	X	
Telligent Masonry LLC	380	DBA United Mechanical	452	R. W. Warner Inc.	332	Xcel Mechanical Systems Inc.	416
Terra Millennium Corp.	53	United Riggers and Erectors Inc.	518	Wayne Brothers Inc.	215	Y	
Terry's Electric Inc.	414	United Services Group	560	Wayne's Roofing Inc.	462	YTG LLC	225
Texas Scenic Co.	438	Universal Builders Supply	299	WDF Inc.	100		
Thomarios	396	Universal Plant Services Inc.	35	Weifield Electrical Contracting	218		
Thomas Industrial Coatings Inc.	459	V		Welkin Mechanical LLC	449		
Jerry Thompson & Sons	469	Valdez Painting Inc.	453	West Valley Construction Co. Inc.	128		

Statement of Ownership, Management, and Circulation (All Periodicals Publications Except Requester Publications)

Publication Detail		ENR-ENGINEERING NEWS RECORD/BNP MEDIA II, LLC	
1	Publication Name	ENR-ENGINEERING NEWS RECORD/BNP MEDIA II, LLC	
2	Publication Number	834390	
3	ISSN	08919526	
4	Filing Date	09/09/2022	
5	Issue Frequency	BI-WEEKLY	
6	Number of Issues Published Annually	26	
7	Annual Subscription Price	108.00	
8	Complete Mailing Address of Known Office of Publication	2401 W BIG BEAVER RD STE 700 TROY, MI 48064-3333	
9	Contact Person	WAFAA KASHAT	
10	Telephone	(248) 786-1531	
11	Complete Mailing Address of Headquarter or General Business Office of Publisher	2401 W BIG BEAVER RD STE 700 TROY, MI 48064-3333	
12	Publisher (Name and complete mailing address)	SCOTT BELTZ 350 5TH AVENUE NEW YORK, NY 10118-0110	
13	Editor (Name and complete mailing address)	SCOTT BLAIR 350 5TH AVENUE NEW YORK, NY 10118-0110	
14	Managing Editor (Name and complete mailing address)	SCOTT JUDY 350 5TH AVENUE NEW YORK, NY 10118-0110	
15	Owner	Full Name	Complete Mailing Address
16	Line	1 BNP MEDIA II, LLC	2401 W BIG BEAVER RD, SUITE 700, TROY, MI 48064-3333
17	Line	2 TAGGART E HENDERSON	2401 W BIG BEAVER RD, SUITE 700, TROY, MI 48064-3333
18	Line	3 HARPER T HENDERSON	2401 W BIG BEAVER RD, SUITE 700, TROY, MI 48064-3333
19	Line	4 MITCHELL L HENDERSON	2401 W BIG BEAVER RD, SUITE 700, TROY, MI 48064-3333
20	Line		
21	Known Bondholders, Mortgagees, Other Security Holders	Full Name	Complete Mailing Address
22	Line		
23	Publication Title	ENR-ENGINEERING NEWS RECORD/BNP MEDIA II, LLC	
24	Issue Date for Circulation Data Below	09/22/2022	
25	Extend and Nature of Circulation	Average No. Copies Each Issue During Preceding 12 Months	No. Copies of Single Issue Published Nearest to Filing Date
26	15a Total Number of Copies (net press run)	24673	23097
27	15b Mailed Outside County Paid Subscriptions Stated on PS Form 3541 (include paid distribution above nominal rate, advertiser's proof copies, and exchange copies)		
28	15c Mailed In-County Paid Subscriptions Stated on PS Form 3541 (include paid distribution above nominal rate, advertiser's proof copies, and exchange copies)	19392	17954
29	15d Paid Distribution Outside the Mails Including Sales Through Dealers and Carriers, Street Vendors, Counter Sales, and Other Paid Distribution Outside USPS	0	0
30	15e Paid Distribution by Other Classes of Mail Through the USPS (e.g. First-Class Mail)	0	0
31	15f Total Paid Distribution	19392	18330
32	15g Free or Nominal Rate Outside County Copies included on PS Form 3541	3757	3755
33	15h Free or Nominal Rate In-County Copies included on PS Form 3541	0	0
34	15i Free or Nominal Rate Copies Mailed at Other Classes Through the USPS (e.g. First-Class)	98	74
35	15j Free or Nominal Rate Distribution Outside the Mail (Carriers or other means)	242	113
36	15k Total Free or Nominal Rate Distribution	4137	3942
37	15l Total Distribution	23927	22272
38	15m Copies not Distributed	746	625
39	15n Total	24673	23097
40	15o Percent Paid	82.71	82.3
41	16 If total circulation includes electronic copies, report that circulation on lines below		
42	16a Paid Electronic Copies	0	0
43	16b Total Paid Print Copies (Line 15c) + Paid Electronic Copies	0	0
44	16c Total Print Distribution (Line 15f) + Paid Electronic Copies	0	0
45	16d Percent Paid (Both Print & Electronic Copies)	0	0
46	17 Publication of Statement of Ownership	Publication of this statement will be printed in the 10/17/2022 issue of this publication.	
47	18 Signature and Title of Editor, Publisher, Business Manager, or Owner	WAFAA S KASHAT	
48	19 Title	AUDIENCE AUDIT/POSTAL SPECIALIST	
49	20 Date	09/09/2022 10:53:03 AM	
50	Version	PS Form 3526, September 2007	

ENR
Engineering News-Record

eNewsletters

Insights on Equipment, Risk, Technology, Energy, Workforce, Infrastructure and Top Ranked Companies

VISIT **ENR.com/news**

TO SIGN UP FOR THESE FREE eNEWSLETTERS TODAY!